



2012
BICYCLES

cannondale



CONTENT



ROAD

ELITE ROAD

SUPERSIX EVO	06
SUPERSIX	10
CAAD10	14
CAAD8	16

PERFORMANCE ROAD

SYNAPSE	18
---------	----

TRIATHLON/TIME TRIAL

SLICE	24
-------	----

CYCLOCROSS

SUPERX	26
CAADX	28

MOUNTAIN

ALL MOUNTAIN

CLAYMORE	32
JEKYLL	34

FULL SUSPENSION

LEFTY / HEADSHOK	38
RZ ONE TWENTY XLR	42
RZ ONE TWENTY	44

HARDTAIL

FLASH	54
FLASH 29'ER	58
TRAIL	64
TRAIL 29'ER	67

URBAN/RECREATION

E-SERIES MEN	70
E-SERIES WOMEN'S	71

QUICK CX / QUICK CX MIXTE	72
QUICK CX SPEED	74
QUICK CX SPEED WOMEN'S	76

TESORO / TESORO MIXTE	78
-----------------------	----

BAD BOY	82
BAD GIRL	88
HOOLIGAN	89

WOMEN'S

WOMEN'S ROAD

SUPERSIX	92
CAAD10	93

WOMEN'S MOUNTAIN

SYNAPSE CARBON	94
SYNAPSE ALLOY	94
SLICE CARBON	95

WOMEN'S MOUNTAIN

SCARLETT	96
LEXI	98
TRAIL SL	100

HELMETS

ROAD

TERAMO	103
--------	-----

MOUNTAIN

RYKER	104
RADIUS	105
QUICK	105

APPAREL

ROAD

LIQUIGAS-CANNONDALE	106
---------------------	-----

MOUNTAIN

CANNONDALE FACTORY RACING	108
---------------------------	-----

INFO

DISTRIBUTORS	109	SPECIFICATIONS	112
KEY TECHNOLOGIES	110	GEOMETRY CHARTS	122



INTRO


WELCOME TO THE TEAM.

We are extremely proud to have the highest profile athletes as part of the Cannondale team: the precise Liquigas-Cannondale ProTour squad, the vivacious Cannondale Factory Racing team and the mind-bending OverMountain crew. The team also includes record-breaking triathletes and Cyclocross legends. But as far as teams, go these athletes just scratch the surface of the Cannondale team.

There are many other Cannondale teams: there are regional teams, your local shop team and the gang you meet for early morning rides. Your shop. Your riding buddies. Your people. Few of them truly get acknowledged, and their faces never adorn the walls of thousands of fans. But they all understand what cycling means. That's why they're your team.

You may not know it, but your team is big, bigger than you think: Ivan Basso and the Liquigas boys ride for you. Chrissie Wellington breaks records for you. Tinker Juarez keeps riding every year for you. Marco Fontana slogs through the winter mud for you. Aaron Chase and Jerome Clementz break boundaries for you. In addition, you have an army of designers, engineers and product managers who are also on your team.

When you pick up a Cannondale bike, the technologies we develop like BallisTec carbon, SAVE micro suspension, Lefty, DYAD RT2, BB30 are designed exclusively for you. Whether you ride one of our SuperSix EVOs across the finish line or a Bad Girl to the art gallery opening, you will experience the same feeling. This is what we call the Perfect Ride.





> ROAD

ELITE ROAD

SUPERSIX EVO	06-09
SUPERSIX	10-13
CAAD10	14-15
CAAD8	16-17

PERFORMANCE ROAD

SYNAPSE	18-23
---------	-------

TRIATHLON / TIME TRIAL



SLICE	24-25
-------	-------

CYCLOCROSS

SUPERX	26-27
CAADX	28-29



ROAD
MOUNTAIN
RECREATION/URBAN
WOMEN'S
HELMETS
APPAREL
SPECIFICATIONS



SUPERSIX EVO

EFFICIENCY EVOLVED.

695 GRAMS AND 142.3 NM/DEG/KG.*

BEING THE LIGHTEST IN THE WORLD, WITH THE BEST STIFFNESS-TO-WEIGHT IS IMPRESSIVE. BUT THE TRUE BEAUTY OF EVO IS ITS BALANCE OF LIGHT WITH STRONG AND STIFF WITH SMOOTH. THAT IS EFFICIENCY EVOLVED.

*ZEDLER FAHRRADTECHNIK, 4/11, 56 CM, ULTIMATE FRAME, NORMALIZED TO TOUR MAGAZINE TEST STANDARDS.



> LIGHT, STIFF AND STRONG

Our leading edge carbon construction utilizes our BallisTec Carbon Technology to create the lightest production road frame ever made, with the best stiffness-to-weight ever measured, with the strength to outperform even most aluminum frames.

> SPEED SAVE VERTICAL COMPLIANCE

Similar to the suspension on an F1 car, the SPEED SAVE vertical compliance features are engineered to help the bike roll faster. Subtle flex zones in the rear stays, fork and seat tube improve rolling speed, acceleration, cornering speed and control without negatively affecting power transfer.

> DRAG REDUCTION

The EVO achieves its incredible stiffness and strength with smaller diameter tubes than the competition. This dramatically reduces the EVO's frontal area and reduces drag without the added weight and compromises of aero shaped tubes.



SUPERSIX EVO ULTIMATE

FRAME	SUPERSIX EVO, BALLISTEC HI-MOD CARBON, SPEED SAVE
FORK	BALLISTEC HI-MOD FULL CARBON, SPEED SAVE
WHEELS	DT SWISS, RRC425F FRONT, RRC525R REAR, CARBON TUBULARS

TIRES	SCHWALBE ULTREMO TUBULAR LIGHT, 700X23C
CRANKS	HOLLOWGRAM SL, BB30, SI RINGS, 53/39 *
DERAILLEURS	SRAM RED

*(50/34 RINGS AND SPIDER INCLUDED)

EXPOSED CARBON W/ OUTLINE DECALS (MATTE) (ULT)

SHIFTERS	SRAM RED
BRAKES	TRP 970 SL
SIZES	50, 52, 54, 56, 58, 60 CM



SUPERSIX EVO DI2

EXPOSED CARBON W/ CHARCOAL GRAY, WHITE, RED (MATTE) (CRB)

FRAME	SUPERSIX EVO, BALLISTEC HI-MOD CARBON, SPEED SAVE
FORK	SUPERSIX EVO, BALLISTEC H I-MOD FULL CARBON, SPEED SAVE
WHEELS	MAVIC KSYRIUM SLR

TIRES	MAVIC YKSION, GRIPLINK FRONT AND POWERLINK REAR, 700X23C
CRANKS	HOLLOWGRAM SL, BB30, FSA DA79 RINGS, 53/39 *
DERAILLEURS	SHIMANO DURA-ACE DI2

SHIFTERS	SHIMANO DURA-ACE DI2
BRAKES	SHIMANO DURA-ACE 7900
SIZES	50, 52, 54, 56, 58, 60 CM

*50/34 RINGS AND SPIDER INCLUDED



SUPERSIX EVO TEAM

LIQUIGAS TEAM REPLICA (GLOSS) (LIQ)

FRAME	SUPERSIX EVO, BALLISTEC HI-MOD CARBON, SPEED SAVE
FORK	SUPERSIX EVO, BALLISTEC HI-MOD FULL CARBON, SPEED SAVE
WHEELS	MAVIC COSMIC CARBONE SLR

TIRES	MAVIC YKSION, GRIPLINK FRONT AND POWERLINK REAR, 700X23C
CRANKS	HOLLOWGRAM SL, BB30, SRAM RED RINGS, 53/39 *
DERAILLEURS	SRAM RED

SHIFTERS	SRAM RED
BRAKES	SRAM RED
SIZES	48, 50, 52, 54, 56, 58, 60, 63 CM

* (50/34 RINGS AND SPIDER INCLUDED)



SUPERSIX EVO 1 DURA ACE

MAGNESIUM WHITE (GLOSS) (WHT)

FRAME	SUPERSIX EVO, BALLISTEC HI-MOD CARBON, SPEED SAVE
FORK	SUPERSIX EVO, BALLISTEC HI-MOD FULL CARBON, SPEED SAVE
WHEELS	MAVIC KSYRIUM SL

TIRES	SCHWALBE ULTREMO ZX, 700X23C
CRANKS	HOLLOWGRAM SL, BB30, FSA DA79 RINGS, 53/39 *
DERAILLEURS	SHIMANO DURA-ACE 7900

SHIFTERS	SHIMANO DURA-ACE 7900
BRAKES	SHIMANO DURA-ACE 7900
SIZES	48, 50, 52, 54, 56, 58, 60, 63 CM

*50/34 RINGS AND SPIDER INCLUDED



SUPERSIX EVO 2 RED


MAGNESIUM WHITE W/ JET BLACK (GLOSS) (WHT)

EXPOSED CARBON W/ WHITE, GREEN (GLOSS) (BLK)

FRAME	SUPERSIX EVO, BALLISTEC HI-MOD CARBON, SPEED SAVE
FORK	SUPERSIX EVO, BALLISTEC HI-MOD FULL CARBON, SPEED SAVE
WHEELS	MAVIC KSYRIUM ELITE

TIRES	SCHWALBE ULTREMO ZX, 700X23C
CRANKS	SRAM RED W/CANNONDALE GRAPHICS, BB30, 50/34
DERAILLEURS	SRAM RED

SHIFTERS	SRAM RED
BRAKES	SRAM RED
SIZES	48, 50, 52, 54, 56, 58, 60, 63 CM



IVAN BASSO.
LIQUIGAS-CANNONDALE
PRO RIDER, WINNER
2010 GIRO D'ITALIA.

"IT IS INCREDIBLE. IT'S SO
LIGHT AND STIFF, BUT IS
COMFORTABLE AS WELL,
PERFECTLY BALANCED."

SUPERSIX

SPEED. RACER.

- ROAD
- MOUNTAIN
- RECREATION/URBAN
- WOMEN'S
- HELMETS
- APPAREL
- SPECIFICATIONS

SUPER, DEFINED. WITH TWO GRAND TOUR VICTORIES IN A SINGLE SEASON, THE SUPERSIX HAS WINNING IN ITS BLOOD. GET USED TO WINNING.



SUPERSIX ULTEGRA D12

JET BLACK W/ MAGNESIUM WHITE AND CHARCOAL GRAY (MATTE) (BBQ)

FRAME	SUPERSIX, FULL CARBON, D12 SPECIFIC
FORK	SUPERSIX, FULL CARBON
WHEELS	MAVIC KSYRIUM ELITE

TIRES	SCHWALBE DURANO S, 700X23C, FOLDING
CRANKS	FSA SL-K LIGHT CARBON BB30, 50/34
DERAILLEURS	SHIMANO ULTEGRA D12

SHIFTERS	SHIMANO ULTEGRA D12
BRAKES	SHIMANO ULTEGRA 6700
SIZES	48, 50, 52, 54, 56, 58, 60, 63 CM

> RACE-WINNING PEDIGREE

Light and stiff, with an alive, communicative ride-feel, the 2012 SuperSix is the direct descendant of the frame that carried Team Liquigas-Cannondale to victory in the Giro d'Italia and Vuelta a España.

> OVERSIZED FOR STIFFNESS

The massively oversized BeatBox BB area, 1-1/8" to 1.5" tapered steerer, deep-radius headtube and oversized asymmetric chainstays deliver point-and-shoot handling and maximum power transfer.

> HOURGLASS SEATSTAYS

Curved, hourglass-shaped seat stays allow for vertical deflection and compliance over less than perfect road surfaces. The result is improved control and comfort after long days in the saddle.



(OPTION: TRIPLE 52/39/30)



SUPERSIX 3 ULTEGRA

MAGNESIUM WHITE W/ JET BLACK (GLOSS) (WHT)

RACE RED W/ MAGNESIUM WHITE AND JET BLACK (GLOSS) (RED)

FRAME	SUPERSIX, FULL CARBON
FORK	SUPERSIX, FULL CARBON
WHEELS	MAVIC KSYRIUM EQUIPE

TIRES	SCHWALBE DURANO S, 700X23C, FOLDING
CRANKS	FSA SL-K LIGHT CARBON BB30, 50/34
DERAILLEURS	SHIMANO ULTEGRA 6700

SHIFTERS	SHIMANO ULTEGRA 6700
BRAKES	SHIMANO ULTEGRA 6700
SIZES	48, 50, 52, 54, 56, 58, 60, 63 CM



(OPTION: TRIPLE 52/39/30)



SUPERSIX 5 105

LIQUIGAS TEAM REPLICA (GLOSS) (LIQ)

MAGNESIUM WHITE W/ JET BLACK (GLOSS) (WHT)

FRAME	SUPERSIX, FULL CARBON
FORK	SUPERSIX, FULL CARBON
WHEELS	MAVIC AKSIUM WTS

TIRES	MAVIC AKSIUM, 700X23C, FOLDING
CRANKS	FSA GOSSAMER PRO BB30, 50/34
DERAILLEURS	SHIMANO 105 5700

SHIFTERS	SHIMANO 105 5700
BRAKES	SHIMANO 105 5700
SIZES	48, 50, 52, 54, 56, 58, 60, 63 CM



VICTORIES & AWARDS



2010 Vuelta a España
Champion



2010 Tour of California
Sprinter



2010 Giro d'Italia
Champion



2010 Tour of California
Best Young Rider



2009 Tour de France
King of the Mountains

SUPERSIX 6 APEX

JET BLACK W/ MAGNESIUM WHITE AND CHARCOAL GRAY (MATTE) (BBQ)

FRAME	SUPERSIX, FULL CARBON	TIRES	SCHWALBE LUGANO, 700X23C, FOLDING	SHIFTERS	SRAM APEX
FORK	SUPERSIX, FULL CARBON	CRANKS	FSA OMEGA BB30, 50/34	BRAKES	SRAM APEX
WHEELS	SHIMANO RS10	DERAILLEURS	SRAM APEX WIFLI	SIZES	48, 50, 52, 54, 56, 58, 60, 63 CM



LE CYCLE.
06/2011, FRANCE.
 "THIS MACHINE WILL APPEAL TO A
 VERY LARGE AUDIENCE."
 SUPER SIX: ELECTED BIKE OF THE
 YEAR 2011.



CAAD10

> X. FACTOR.

AT JUST 1150 GRAMS*, THE ULTRA-LIGHT CAAD10 HAS A MAGICAL BLEND OF STIFFNESS AND SMOOTHNESS THAT OUTPERFORMS MOST ELITE CARBON FRAMES. HIGH PERFORMANCE ALUMINUM IS BACK.

*SIZE 56, BLACK ANODIZED COLOR COMPLETE WITH HARDWARE



CAAD10 1 DURA ACE

BLACK ANODIZED (MATTE) (BLK)

FRAME CAAD10, SMARTFORMED 6069 ALLOY, SPEED SAVE

FORK CAAD10, FULL CARBON, SPEED SAVE

WHEELS SHIMANO RS80

TIRES SCHWALBE DURANO S, 700X23C, FOLDING

CRANKS FSA SL-K LIGHT CARBON, BB30, 50/34

DERAILLEURS SHIMANO DURA-ACE 7900

SHIFTERS SHIMANO DURA-ACE 7900

BRAKES SHIMANO ULTEGRA 6700

SIZES 48, 50, 52, 54, 56, 58, 60, 63 CM

> SPEED SAVE ROLLS FASTER

SPEED SAVE features are engineered not simply to make the bike more comfortable but to help the bike roll faster. They deliver improved rolling speed, better acceleration and dramatically faster cornering. Engineered to win.

> TOP TUBE STIFFNESS IS THE KEY

Steering response and stability are directly related to top tube stiffness. With a cross section of almost 20 cm² at the head tube, CAAD10's top tube is engineered to be stiff. Optimally shaped for increased knee clearance and precise handling. Pin-point steering response with rock solid stability.

> SPEED SAVE FORK

Our new SPEED SAVE fork achieves the elusive combination of increased fork angle for shock absorption without increasing the bike's wheelbase. The secret? The dropouts. With a subtle offset to the rear of the tapered carbon blades, the fork maintains its razor sharp handling.



CAAD10 3 ULTEGRA

MAGNESIUM WHITE W/ RACE RED (GLOSS) (WHT)

JET BLACK W/ CHARCOAL GRAY (MATTE) (BBQ)

FRAME	CAAD10, SMARTFORMED 6069 ALLOY, SPEED SAVE
FORK	CAAD10, FULL CARBON, SPEED SAVE
WHEELS	MAVIC AKSIUM WTS

TIRES	MAVIC AKSION, 700X23C, FOLDING
CRANKS	FSA SL-K LIGHT CARBON, BB30, 50/34
DERAILLEURS	SHIMANO ULTEGRA 6700

SHIFTERS	SHIMANO ULTEGRA 6700
BRAKES	SHIMANO ULTEGRA 6700
SIZES	48, 50, 52, 54, 56, 58, 60, 63 CM



(OPTION: TRIPLE 52/39/30)



CAAD10 5 105

LIQUIGAS TEAM REPLICA (GLOSS) (LIQ)

JET BLACK W/ CHARCOAL GRAY (MATTE) (BBQ)

FRAME	CAAD10, SMARTFORMED 6069 ALLOY, SPEED SAVE
FORK	CAAD10, FULL CARBON, SPEED SAVE
WHEELS	SHIMANO RS-10

TIRES	SCHWALBE LUCANO, 700X23C, FOLDING
CRANKS	FSA GOSSAMER PRO BB30, 50/34
DERAILLEURS	SHIMANO 105 5700

SHIFTERS	SHIMANO 105 5700
BRAKES	SHIMANO 105 5700
SIZES	48, 50, 52, 54, 56, 58, 60, 63 CM



(OPTION: TRIPLE 52/39/30)



CAAD8 5 105

JET BLACK (GLOSS) (BLK)

FRAME	NEW CAAD8, OPTIMIZED 6061 ALLOY, SAVE	TIRES	SCHWALBE LUGANO, 700X23C	SHIFTERS	SHIMANO 105 5700
FORK	CANNONDALE ULTRA, CARBON BLADES	CRANKS	FSA GOSSAMER, BB30, 50/34	BRAKES	TEKTRO R540, DUAL PIVOT, CARTRIDGE PAD
WHEELS	MADDUX RS 3.0 SPEED, 32 HOLE	DERAILLEURS	SHIMANO 105 5700	SIZES	48, 51, 54, 56, 58, 61 CM



CAAD10 TO DNA.
 CAAD8 SHARES MANY OF THE PERFORMANCE FEATURES, LIKE THE ASYMMETRIC CHAIN STAYS, AND SAVE VIBRATION-REDUCING STAYS.



CAAD8 6 TIAGRA

MAGNESIUM WHITE (GLOSS) (WHT)

FRAME	NEW CAAD8, OPTIMIZED 6061 ALLOY, SAVE
FORK	CANNONDALE ULTRA, CARBON BLADES
WHEELS	MADDUX RS 3.0, 32 HOLE

TIRES	SCHWALBE LUGANO, 700X23C
CRANKS	FSA OMEGA BB30, 50/39/30
DERAILLEURS	SHIMANO TIAGRA 4600

SHIFTERS	SHIMANO TIAGRA 4600
BRAKES	CANNONDALE C4, DUAL PIVOT, CARTRIDGE PAD
SIZES	48, 51, 54, 56, 58, 61 CM



CAAD8 7 SORA

JET BLACK (MATTE) (BBQ)

FRAME	NEW CAAD8, OPTIMIZED 6061 ALLOY, SAVE
FORK	CANNONDALE ULTRA, CARBON BLADES
WHEELS	MADDUX RS 3.0, 32 HOLE


TIRES	SCHWALBE LUGANO, 700X23C
CRANKS	FSA VERO, 50/39/30
DERAILLEURS	SHIMANO SORA

SHIFTERS	SHIMANO SORA
BRAKES	CANNONDALE C4, DUAL PIVOT, CARTRIDGE PAD
SIZES	48, 51, 54, 56, 58, 61 CM

SYNAPSE


➤ FIRST. CLASS.

PERFECT FOR LIQUIGAS-CANNONDALE ON THE COBBLES OF THE ARENBERG OR EPIC GRAN FONDO RIDES, TAKE THE LONG WAY HOME. SYNAPSE IS THE PERFECT BLEND OF RACE-LEVEL PERFORMANCE AND ALL-DAY COMFORT.



➤ SAVE PLUS FOR LONGER, MORE COMFORTABLE RIDES

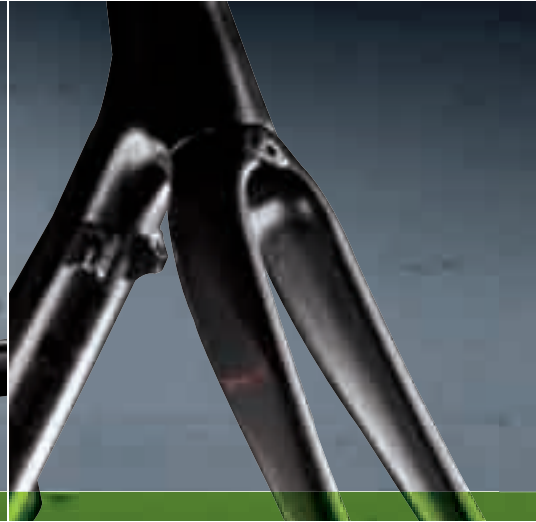
SAVE PLUS is the newly redesigned micro suspension system made specifically for our Synapse line of bikes. With even more emphasis on comfort than SPEED SAVE, SAVE PLUS' rear stays feature a flattened area that can deflect vertically to absorb road buzz and shock while the increased width resists side-to-side and torsional flex.



➤ SAVE PLUS MULTIFLEX SEATPOST SYSTEM*

The new SAVE PLUS Multiflex Seatpost System features two different SAVE PLUS seatpost shafts, one with firm flex, and one with softer flex so riders can tune the ride-feel to their preference. Also compatible with 2009-2010 Synapse frames for owners who wish to upgrade.

*Second seatpost shaft offered after-market



➤ SAVE PLUS FORK SMOOTHS THE ROAD

The new SAVE PLUS fork is a gorgeously smooth-riding combination of sophisticated carbon lay-up and shaping, and offset dropouts for increased vertical deflection and vibration absorption with no loss in steering precision.



SYNAPSE HI-MOD 1 DURA ACE

FRAME	SYNAPSE, HI-MOD FULL CARBON, SAVE PLUS
FORK	SYNAPSE, HI-MOD FULL CARBON, SAVE PLUS
WHEELS	DT SWISS RR1450 TRICON

TIRES	SCHWALBE ULTRAMO ZX, 700X25C
CRANKS	CANNONDALE HOLLOWGRAM SL BB30, 50/34, FSA DA-79 RINGS
DERAILLEURS	SHIMANO DURA-ACE 7900

EXPOSED CARBON W/CHARCOAL GRAY (MATTE) (CRB)

SHIFTERS	SHIMANO DURA-ACE
BRAKES	SHIMANO DURA-ACE 7900
SIZES	48, 51, 54, 56, 58, 61 CM



SYNAPSE HI-MOD 2 RED

MAGNESIUM WHITE W/JET BLACK AND BERSERKER GREEN (GLOSS) (WHT)

EXPOSED CARBON W/CHARCOAL GRAY (MATTE) (CRB)

FRAME	SYNAPSE, HI-MOD FULL CARBON, SAVE PLUS
FORK	SYNAPSE, HI-MOD FULL CARBON, SAVE PLUS
WHEELS	MAVIC KSYRIUM ELITE, BLACK

TIRES	SCHWALBE ULTREMO ZX, 700X25C
CRANKS	SRAM RED, BB30, 50/34
DERAILLEURS	SRAM RED

SHIFTERS	SRAM RED
BRAKES	SRAM RED
SIZES	48, 51, 54, 56, 58, 61 CM



OPTION: TRIPLE 52/39/30



SYNAPSE HI-MOD 3 ULTEGRA

EXPOSED CARBON W/CHARCOAL GRAY (MATTE) (BBQ)

MAGNESIUM WHITE W/ JET BLACK AND BERSERKER GREEN (GLOSS) (WHT)

FRAME	SYNAPSE, HI-MOD FULL CARBON, SAVE PLUS
FORK	SYNAPSE, HI-MOD FULL CARBON, SAVE PLUS
WHEELS	MAVIC KSYRIUM ELITE, BLACK

TIRES	SCHWALBE ULTREMO ZX, 700X25C
CRANKS	FSA SL-K LIGHT CARBON, BB30, 50/34
DERAILLEURS	SHIMANO ULTEGRA 6700

SHIFTERS	SHIMANO ULTEGRA 6700
BRAKES	SHIMANO ULTEGRA 6700
SIZES	48, 51, 54, 56, 58, 61 CM

ROAD
MOUNTAIN
RECREATION/URBAN
WOMEN'S
HELMETS
APPAREL
SPECIFICATIONS



DANIEL OSS.
LIQUIGAS-CANNONDALE PRO RIDER.
"BUILT TO ABSORB MUCH OF THE HARSH REALITY THAT IS FLANDERS AND ITS COBBLED TOGETHER GOODNESS, BUT STILL DELIVER A SNAPPY AND RESPONSIVE RIDE, I'VE BEEN LOVING THIS BIKE LATELY."



(OPTION: TRIPLE 52/39/30)



SYNAPSE CARBON 3 ULTEGRA

MAGNESIUM WHITE W/ JET BLACK AND BERSERKER GREEN (GLOSS) (WHT)

EXPOSED CARBON W/CHARCOAL GRAY (MATTE) (CRB)

FRAME	SYNAPSE, FULL CARBON, SAVE PLUS
FORK	SYNAPSE, FULL CARBON, SAVE PLUS
WHEELS	DT SWISS RR1600

TIRES	SCHWALBE DURANO 700X25C, BLACK
CRANKS	FSA SL-K LIGHT CARBON, BB30, 50/34
DERAILLEURS	SHIMANO ULTEGRA 6700

SHIFTERS	SHIMANO ULTEGRA 6700
BRAKES	SHIMANO ULTEGRA 6700
SIZES	48, 51, 54, 56, 58, 61 CM



(OPTION: TRIPLE 52/39/30)



SYNAPSE CARBON 5 105

JET BLACK W/ MAGNESIUM WHITE (GLOSS) (BLK)

MAGNESIUM WHITE W/ RACE RED AND JET BLACK (GLOSS) (RED)

FRAME	SYNAPSE, FULL CARBON, SAVE PLUS
FORK	SYNAPSE, FULL CARBON, SAVE PLUS
WHEELS	MAVIC AKSIUM WTS

TIRES	MAVIC AKSIUM, 700X25C, FOLDING
CRANKS	FSA GOSSAMER PRO BB30, 50/34
DERAILLEURS	SHIMANO 105 5700

SHIFTERS	SHIMANO 105 5700
BRAKES	SHIMANO 105 5700
SIZES	48, 51, 54, 56, 58, 61 CM



SYNAPSE CARBON 6 APEX

MAGNESIUM WHITE W/ JET BLACK AND CHARCOAL GRAY (GLOSS) (WHT)

FRAME SYNAPSE, FULL CARBON, SAVE PLUS

TIRES SCHWALBE LUGANO WIRE, 700X25C, BLACK

SHIFTERS SRAM APEX

FORK SYNAPSE, CARBON BLADES, SAVE


CRANKS FSA OMEGA BB30, 50/34

BRAKES SRAM APEX

WHEELS SHIMANO RS10

DERAILLEURS SRAM APEX WIFLI


SIZES 48, 51, 54, 56, 58, 61 CM



CICLISMO.

05/11 ITALY.

"THE SYNAPSE IS LIGHT, EASY TO HANDLE, VERY REACTIVE AND AGGRESSIVE BUT COMFORTABLE; IT FEATURES A RACING DNA."



CHRISSIE WELLINGTON.
2X WORLD IRONMAN CHAMPION.
“OVER THE PAST TWO YEARS MY SLICE AND I HAVE WON THE WORLD IRONMAN CHAMPIONSHIPS, BROKEN TWO WORLD RECORDS AND SIX COURSE RECORDS. THE BIKE LEAVES MY LEGS FRESHER FOR THE RUN. IT TRULY IS THE PERFECT PARTNERSHIP!”



VICTORIES
3X WORLD
RECORD BREAKER



2010 Ironman World
Champion, World
Championship



2010 Ironman World
Record Holder



2009 Ironman World
Champion, World
Championship Record
Holder, "World's
Best" Record Holder -
Ironman Distance



SLICE CARBON 4 FORCE

MAGNESIUM WHITE W/ JET BLACK AND RACE RED (GLOSS) (WHT)

FRAME	SLICE, FULL CARBON, AERO SAVE
FORK	SLICE AERO, FULL CARBON
WHEELS	FULCRUM RACING 7

TIRES	SCHWALBE LUGANO, 700X23C, FOLDING
CRANKS	SRAM S500 BB30, 53/39
DERAILLEURS	SRAM FORCE

SHIFTERS	SRAM TT500
BRAKES	SRAM RIVAL
SIZES	51, 54, 56, 58, 60 CM



SLICE CARBON 5 105

MAGNESIUM WHITE W/ JET BLACK AND RACE RED (GLOSS) (WHT)

FRAME	SLICE, FULL CARBON, AERO SAVE
FORK	SLICE AERO, FULL CARBON
WHEELS	SHIMANO RS10

TIRES	SCHWALBE LUGANO, 700X23C, FOLDING
CRANKS	FSA GOSSAMER PRO BB30, 52/38
DERAILLEURS	SHIMANO 105 5700

SHIFTERS	SHIMANO DURA-ACE, BAR-END
BRAKES	SHIMANO 105 5700
SIZES	51, 54, 56, 58, 60 CM

SUPERX

REIGN. SUPREME.

SUPER LIGHT. SUPER TOUGH. SUPER STIFF. SUPER SMOOTH. DESIGNED WITH INPUT FROM NATIONAL CHAMPIONS, SUPERX IS AN EXCEPTIONAL WEAPON FOR AN EXCEPTIONAL SPORT. DON'T JUST RACE THIS CROSS SEASON; REIGN.



SUPERX 2 RED

JET BLACK W/ BERSERKER GREEN (GLOSS) (GRN)

FRAME SUPERX, BALLISTEC HI-MOD CARBON, SPEED SAVE

TIRES SCHWALBE RACING RALPH, 700X33C

SHIFTERS SRAM RED

FORK SUPERX, BALLISTEC HI-MOD FULL CARBON

CRANKS FSA SLK LIGHT CARBON, BB30, 46/36

BRAKES FSA SLK

WHEELS MAVIC KSYRIUM ELITE

DERAILLEURS SRAM RED

SIZES 44, 48, 52, 54, 56, 58 CM

> BALLISTEC CARBON CONSTRUCTION

High-strength fibers developed for ballistic armoring and high-impact resins build remarkable strength into this ultralight frameset (1400 grams*)

*Frame and fork, size 56

> SPEED SAVE MICRO-SUSPENSION SYSTEM

The SPEED SAVE rear stay assembly combines flattened cross-sections with sophisticated carbon layup to create a system that offers incredible power transfer, yet acts as a micro-suspension system which absorbs shock and keeps you fresh and in control over rough terrain.

> SYSTEM INTEGRATED FORK

The oversized headtube houses a 1-1/8" to 1-1/4" tapered full carbon fork for the perfect balance of precise handling, strength and light weight.

VICTORIES & AWARDS



2011 Italian National
Cyclocross Champion



2011 US Women's
U23 National
Cyclocross Champion



2010/2011
US Gran Prix of
Cyclocross



SUPERX CARBON 3 ULTEGRA

MAGNESIUM WHITE W/ JET BLACK (GLOSS) (WHT)

FRAME	SUPERX, BALLISTEC CARBON, SPEED SAVE
FORK	SUPERX, BALLISTEC CARBON
WHEELS	MAVIC KSYRIUM EQUIPE

TIRES	SCHWALBE SAMMY SLICK 700X35C
CRANKS	FSA GOSSAMER PRO, BB30, 46/36
DERAILLEURS	SHIMANO ULTEGRA 6700

SHIFTERS	SHIMANO ULTEGRA 6700
BRAKES	TRP EURO-X ALLOY
SIZES	44, 48, 52, 54, 56, 58 CM



SUPERX CARBON 4 RIVAL

MAGNESIUM WHITE W/ JET BLACK (GLOSS) (WHT)

FRAME	SUPERX, BALLISTEC CARBON, SPEED SAVE
FORK	SUPERX, BALLISTEC CARBON
WHEELS	FULCRUM RACING 7 CX

TIRES	SCHWALBE RAPID ROB, 700X35C
CRANKS	FSA GOSSAMER PRO, BB30, 46/36
DERAILLEURS	SRAM RIVAL

SHIFTERS	SRAM RIVAL
BRAKES	TRP EURO-X ALLOY
SIZES	44, 48, 52, 54, 56, 58 CM



MARCO FONTANA.

ITALIAN CX CHAMPION, 2009, 2010.

THE NEW SUPERX IS THE SEXIEST 'CROSS BIKE. THE LIGHTWEIGHT FRAME, GREAT HANDLING AND ESPECIALLY THE SAVE FEATURES MAKE "HER" UNBEATABLE.



CAADX 5 105

BRUSHED ALUMINUM (GLOSS) (RAW)

FRAME	CADX CYCLOCROSS, OPTIMIZED 6061 ALLOY
FORK	CANNONDALE ULTRA X, CARBON BLADES
WHEELS	MADDUX DRX 6000, 32 HOLE

TIRES	SCHWALBE SAMMY SLICK, 700X35C
CRANKS	FSA GOSSAMER, BB30, 46/36
DERAILLEURS	SHIMANO 105 5700

SHIFTERS	SHIMANO 105 5700
BRAKES	TEKTRO CR710
SIZES	44, 48, 51, 54, 56, 58, 61 CM



CAADX 6 TIAGRA

JET BLACK (MATTE) (BBQ)

FRAME	CADX CYCLOCROSS, OPTIMIZED 6061 ALLOY
FORK	CANNONDALE ULTRA X, CARBON BLADES
WHEELS	MADDUX DRX 6000, 32 HOLE

TIRES	SCHWALBE SAMMY SLICK, 700X35C
CRANKS	FSA OMEGA BB30, 46/36
DERAILLEURS	SHIMANO TIAGRA 4600

SHIFTERS	SHIMANO TIAGRA 4600
BRAKES	TEKTRO CR520
SIZES	44, 48, 51, 54, 56, 58, 61 CM



> MOUNTAIN

ALL MOUNTAIN

CLAYMORE	32-33
JEKYLL	34-37

FULL SUSPENSION

LEFTY/HEADSHOK	38-40
RZ ONE TWENTY XLR	42-43
RZ ONE TWENTY	44-45
SCALPEL	46-49
SCALPEL 29'ER	50-53

HARDTAIL

FLASH CARBON	54-57
FLASH CARBON 29'ER	58-60
FLASH ALLOY	61
FLASH ALLOY 29'ER	62-63
TRAIL	64-67
TRAIL 29'ER	67



ROAD
MOUNTAIN
RECREATION/URBAN
WOMEN'S
HELMETS
APPAREL
SPECIFICATIONS



CLAYMORE

NO. LIMITS.

THE CLAYMORE IS A TWO-BIKES-IN-ONE TRAIL WEAPON. AT A FLICK OF THE SWITCH, THE CLAYMORE CHANGES FROM A 110MM-TRAVEL ALL-AROUND TRAIL BIKE TO A 180MM-TRAVEL DOWNHILL CHARGER. EXPAND YOUR BATTLEFIELD.



CLAYMORE 1

FRAME CLAYMORE, 180/110MM, SMARTFORMED ALLOY

SUSPENSION, R/F FOX DYAD RT2 180-110MM / FOX TALAS R, 180MM, 20QR THRU AXLE, 1.5

WHEELS SUNRINGLE CHARGER PRO, TUBELESS READY

CRANKS SRAM S1400, BB30, 36/22 W/ GUARD

DERAILLEURS, R/F SHIMANO XT / SRAM X9

SHIFTERS SHIMANO XT

JET BLACK (MATTE) (BBQ)

BRAKES AVID ELIXIR 9, 200/180MM

TIRES SCHWALBE HANS DAMPF SNAKESKIN TRAILSTAR, 2.35 TUBELESS READ

SIZES S, M, L, XL

> DYAD RT2 – ADJUST YOUR ATTITUDE

A two-position shock mount lets you choose your starting geometry, then DYAD's dual modes, Elevate (110mm) and Flow (180mm), let you further tune the geometry and ride-feel on the fly. It is like having two different bikes at the flick of a switch.

> ECS-TC THRU-AXLES

The ECS-TC (Enhanced Center Stiffness – Torsion Control) System is all about reducing flex at pivots and links. 15mm thru-axles at the shock link and main pivot are clamped on both sides, tying the two sides together. This dramatically increases stiffness for instant responsiveness and control.

> DOUBLE-STACKED REAR DROPOUT PIVOT BEARINGS

As part of the ECS-TC System, we double-stack the bearings at the rear dropout pivots. By placing two bearings side-by-side in each pivot, we eliminate twisting play in the bearings, radically stiffening the swingarm.



CLAYMORE 2

JET BLACK (MATTE) (BLK)

FRAME CLAYMORE, 180/110MM, SMARTFORMED ALLOY

CRANKS SRAM S1400, BB30, 36/22 W/ GUARD

BRAKES AVID ELIXIR 7, 200/180MM

SUSPENSION, R/F FOX DYAD RT2 180-110MM / FOX VAN R 0/B, 180MM, 20QR THRU AXLE, 1.5"


DERAILLEURS, R/F SRAM X9 / SRAM X7

TIRES SCHWALBE HANS DAMPF PERFORMANCE, 2.35", FOLDING

WHEELS SUNRINGLE INFERNO 27, 32 HOLE

SHIFTERS SRAM X7

SIZES S, M, L, XL



JEROME CLEMENTZ.
 "A SUPER VERSATILE WEAPON
 TO GO UP AND DOWN THE
 CRAZIEST SINGLETRACKS."

JEKYLL

ATTITUDE. ADJUST.

THE MOST VERSATILE BIKE ON THE MOUNTAIN. FLOAT UP THE CLIMBS WITH AN EFFICIENT 90MM-TRAVEL TRAIL MACHINE. ROCK THE DESCENTS WITH A PLUSH 150MM OF LONG-TRAVEL GOODNESS. RIDE ANYWHERE. RIDE ANYTHING. EXPAND YOUR BOUNDARIES.




> DYAD RT2 – ADJUST YOUR ATTITUDE

The DYAD shock gives the Jekyll its two different personalities – Elevate (90mm) and Flow (150mm). Each with its own air spring volume and damping circuits, and its own ride geometry. It is like having two different bikes available to you at the flick of a switch..



> LIGHT AND TOUGH

In either BallisTec Carbon or SmartFormed Alloy, the incredibly light, unbelievably tough Jekyll frames let you climb with the whippets but descend with the pitbulls.



> ECS-TC SYSTEM

The ECS-TC (Enhanced Center Stiffness-Torsion Control) System uses features like these clamped 15mm thru-axes and doubled bearings at the rear drop-outs to eliminate flex and play in the links and pivots. This removes the vague, imprecise feeling felt on so many dual suspension bikes.



JEKYLL CARBON 1

FRAME	JEKYLL, 150/90MM, BALLISTEC HI-MOD CARBON
SUSPENSION, R/F	FOX DYAD RT2 150-90MM / FOX 32 TALAS RLC FIT, 150MM, KASHIMA, 15QR THRU AXLE, 1.5"
WHEELS	MAVIC CROSSMAX ST, TUBELESS

CRANKS	SRAM S2210, BB30, 38/24 W/ GUARD
DERAILLEURS, R/F	SHIMANO XTR / SRAM X9
SHIFTERS	SHIMANO XT

EXPOSED CARBON W/ MAGNESIUM WHITE (MATTE) (BBQ)

BRAKES	AVID ELIXIR 9 CARBON, 180/180MM
TIRES	SCHWALBE HANS DAMPF SNAKESKIN TRAILSTAR, 2.35" TUBELESS READY
SIZES	S, M, L, XL



JEKYLL CARBON 2

EXPOSED CARBON W/ MAGNESIUM WHITE (MATTE) (BBQ)

ULTRA BLUE W/MAGNESIUM WHITE (GLOSS) (BLU)

FRAME	JEKYLL, 150/90MM, BALLISTEC HI-MOD CARBON
SUSPENSION, R/F	FOX DYAD RT2 150-90MM / FOX 32 TALAS RL, 150MM, 15QR THRU AXLE, 1.5"
WHEELS	SUNRINGLE BLACKFLAG EXPERT +, TUBELESS READY

CRANKS	SRAM S2210, BB30, 38/24 W/ GUARD
DERAILLEURS, R/F	SRAM X9 / SRAM X7
SHIFTERS	SRAM X9

BRAKES	AVID ELIXIR 7 CARBON, 180/180MM
TIRES	SCHWALBE HANS DAMPF SNAKESKIN TRAILSTAR, 2.35" TUBELESS READY
SIZES	S, M, L, XL



JEKYLL ALLOY 3

JET BLACK (GLOSS) (BLK)

MAGNESIUM WHITE (GLOSS) (WHT)

FRAME	JEKYLL, 150/90MM, SMARTFORMED ALLOY
SUSPENSION, R/F	FOX DYAD RT2 150-90MM / FOX 32 TALAS RL, 150MM, 15QR THRU AXLE, 1.5"
WHEELS	SUNRINGLE INFERNO25, 32 HOLE

CRANKS	SRAM S1400, BB30, 44/33/22
DERAILLEURS, R/F	SHIMANO XT / SRAM X7
SHIFTERS	SHIMANO SLX

BRAKES	AVID ELIXIR 7, 180/180MM
TIRES	SCHWALBE HANS DAMPF SNAKESKIN TRAILSTAR, 2.35" TUBELESS READY
SIZES	S, M, L, XL



JEKYLL ALLOY 4

MAGNESIUM WHITE (GLOSS) (WHT)

JET BLACK (GLOSS) (BLK)

FRAME	JEKYLL, 150/90MM, SMARTFORMED ALLOY
SUSPENSION, R/F	FOX DYAD RT2 150-90MM / ROCKSHOX SEKTOR TK, 15QR THRU AXLE, 1.5"
WHEELS	SUNRINGLE INFERNO25, 32 HOLE

CRANKS	SRAM S1000 3.3, 44/33/22
DERAILLEURS, R/F	SRAM X7 / X7
SHIFTERS	SRAM X5

BRAKES	AVID ELIXIR 3, 180/180MM
TIRES	SCHWALBE HANS DAMPF SNAKESKIN TRAILSTAR, 2.35" TUBELESS READY
SIZES	S, M, L, XL



JEROME CLEMENTZ.
OVERMOUNTAIN RIDER.
 "THE PERFECT CHOICE FOR MEGAVALANCHE OR ENDURO RACES. FAST AND SMOOTH DOWNHILL, STIFF AND EFFICIENT UPHILL."

LEFTY/HEADSHOK

LIGHTER. STRONGER. STIFFER. SMOOTHER.

> DEFY. CONVENTION.

THE MOUNTAIN BIKE WORLD CAN BE DIVIDED INTO TWO BASIC GROUPS: PEOPLE WHO LOVE LEFTY, AND PEOPLE WHO HAVEN'T YET TRIED LEFTY. THERE ISN'T A LOT OF MIDDLE GROUND BECAUSE MOST PEOPLE WHO RIDE LEFTIES FIND THEY SIMPLY CAN'T GO BACK TO RIDING OTHER FORKS.




> DON'T SLIDE. ROLL

Rather than sliding on bushings like other forks, Lefty rolls smoothly on precision-ground needle bearings. These bearings eliminate friction and allow the Lefty to remain plush and active under loads that would cause a bushing fork to bind and stick. Better suspension equals better control.



> OPI

Our patented 3D forging process, used for parts like the OPI outer leg/clamp structure, the OPI inner leg/axle structure, and our OPI stem/steerer, integrates multiple parts into single forged pieces, reducing overall weight and increasing strength.



> SUPERIOR DESIGN

Lefty's inverted double-clamp design is stiffer, stronger and lighter than the normal single crown designs. When System Integrated with the OPI stem/steerer, it forms the lightest, most precise suspension system available.



> LEFTY IS LIGHTER.

Our lightest Lefty, the SPEED Carbon XLR, weighs an unbelievable 1250g. Even our heaviest Lefty, at 1445 grams, is lighter than most of our competitors lightest race offerings.

> LEFTY IS STRONGER.

XC weight meets dirt jumper tough. Lefty's unconventional inverted design, with its oversized steerer, massive outer tube and beefy dual crowns, gives even the lightest carbon Lefty the strength to go head-to-head in destructive testing with forks designed for much more abusive riding.

> LEFTY IS STIFFER.

Despite weighing less than the lightest XC race forks, Lefty's stout structure combined with its "square-in-a-square" stanchion design allow it to post deflection numbers comparable with the burliest thru-axle forks. Testing proves Lefty beats out traditional all-mountain and freeride forks in stiffness to weight. (Tested by Bike magazine Germany, January 2011)

> LEFTY IS SMOOTHER

The heart of all HeadShok and Lefty designs, Cannondale's patented 88 Needle Bearing Technology keeps the suspension rolling fluidly, regardless of load. Unlike with normal bushing forks, hard braking, impacts and steering forces have no effect on the shock's ability to move, which allows the wheel to track the ground freely and keeps the rider in perfect control.

> LEFTY CARBON XLR

FILAMENT WOUND CARBON OUTER LEG, ALLOY CLAMPS

OPI 3D-FORGED INNER LEG/SPINDLE

SEALED CARTRIDGE XLR DAMPER W/ POPTOP BLOW-OFF THRESHOLD PISTON AND XLOC™ REMOTE LEVER

Lefty Carbon XLR is available in these configurations

LEFTY MAX CARBON XLR – 140MM TRAVEL, 1315 GR.

LEFTY ULTRA CARBON XLR – 120MM TRAVEL, 1320 GR.

LEFTY SPEED CARBON XLR – 100MM TRAVEL, 1250 GR.

LEFTY 29'ER CARBON XLR – 90/100MM TRAVEL, 1332 GR.

LEFTY CARBON XLR



LEFTY XLR



> LEFTY XLR

OPI 3D-FORGED OUTER LEG/CLAMPS

OPI 3D-FORGED INNER LEG/SPINDLE

SEALED CARTRIDGE XLR DAMPER W/ POPTOP BLOW-OFF THRESHOLD PISTON AND XLOC™ REMOTE LEVER

Lefty XLR is available in these configurations

LEFTY ULTRA XLR – 120MM TRAVEL, 1440 GR.

LEFTY SPEED XLR – 100MM TRAVEL, 1394 GR.

LEFTY 29'ER XLR – 90/100MM TRAVEL, 1445 GR.

LEFTY PBR



> LEFTY PBR

OPI 3D-FORGED OUTER LEG/CLAMPS

OPI 3D-FORGED INNER LEG/SPINDLE

SEALED CARTRIDGE DAMPER W/ POPTOP BLOW-OFF THRESHOLD PISTON AND PUSH-BUTTON ACTUATION

Lefty PBR is available in these configurations

LEFTY ULTRA PBR – 120MM TRAVEL, 1391 GR.

LEFTY SPEED PBR – 100MM TRAVEL, 1334 GR.

LEFTY 29'ER PBR – 90 /100MM TRAVEL, 1408 GR.

FATTY DLR



> FATTY DLR

OPI AIR-FORMED ONE-PIECE LEGS

SEALED CARTRIDGE DLR DAMPER W/ TOP MOUNT LOCKOUT

Fatty DLR is available in these configurations

HEADSHOK FATTY DLR – 80MM TRAVEL, 1275 GR.



SRAM

SRAM

TWEAK. REFINE. LEAP AHEAD.

CANNONDALE IS EXCITED TO PARTNER WITH SRAM ON MANY OF OUR PREMIER TEAMS AS WELL AS ON MANY OF OUR PRODUCTS. SRAM IS THE CHOICE OF LIQUIGAS-CANNONDALE, CANNONDALE FACTORY RACING, CANNONDALE CYCLOCROSSWORLD AND MANY OF OUR WORLD-CLASS ATHLETES.

SRAM RED: THE PRO GRUPPO

SRAM RED is the first choice for riders and racers who won't accept any compromise. The most challenging races in the world have been won on SRAM RED, including the Tour de France, Giro d'Italia and Paris-Roubaix. Liquigas-Cannondale is SRAM RED-equipped. Its success in the pro peloton speaks for itself. Featured on the SuperSix EVO, the Synapse Hi-MOD and the SuperX.

SRAM APEX: WHEREVER THE ROAD TAKES YOU

You like to climb long mountain passes, or your local hill, but don't want clumsy triple cranks on your bike? With the first 11-32 cassette for the road, and the new SRAM Apex compact crankset, you will have a wider gear range than the most popular triple combinations. Climb and descend more efficiently with SRAM features like Zero-loss, reach-adjust, and DoubleTap shifting. Featured on the Synapse.

SRAM XX: PRECISION. CONSISTENCY. VICTORY

The very first 2x10 group in mountain biking delivers unparalleled shifting performance at an incredibly light weight. X-Glide™ technology incorporated into the chainrings equals a front shift that has never been this crisp. By maximizing the number of perfectly aligned points between the large and small chainrings, X-Glide™ shifts when you shift. With the integrated MatchMaker tied to Cannondale's Lefty, you have the lightest and most intuitive system on the trail. The choice of Cannondale Factory Racing and featured on the Flash, Flash 29'er and Scalpel.

RZ ONE TWENTY

➤ JUST. RIGHT.

120MM OF BALANCED FRONT AND REAR TRAVEL COMBINED WITH IMPECCABLY REFINED HANDLING MAKE THE LIGHT, EFFICIENT RZ PLATFORM THE PERFECT BIKE FOR LONG TRAIL RIDES OR YOUR FAVORITE MARATHON EVENT.



RZ ONE TWENTY XLR 1

FRAME	RZ ONE TWENTY, 120MM, SMARTFORMED ALLOY
SUSPENSION, R/F	ROCKSHOX MONARCH RT3 / LEFTY ULTRA CARBON XLR, 120 MM
WHEELS	SUNRINGLE BLACKFLAG PRO LEFTY

CRANKS	SRAM S2210, BB30, 38/24
DERAILLEURS, R/F	SRAM XX / XO
SHIFTERS	SRAM XO

MAGNESIUM WHITE W/ JET BLACK AND CHARCOAL GRAY ACCENTS (MATTE) (WHT)

BRAKES	AVID ELIXIR 9 CARBON 180/160 MM
TIRES	SCHWALBE RACING RALPH PERFORMANCE, 2.25", FOLDING
SIZES	S, M, L, XL

➤ STAGED TRAVEL

The RZ's refined single pivot design offers optimal suspension response throughout the travel. The stroke is super plush at the beginning, linear and predictable through the middle, with a firm ramp at the end for a bottomless feel.

➤ CANNONDALE ALUMINUM EXPERTISE

The RZ showcases decades of aluminum mastery. SmartFormed tubes, double-pass smooth welds and the 3D forged OPI (One Piece Integration) Backbone BB/main pivot/ seat-tube structure deliver maximum strength with minimal weight

➤ SUPERB HANDLING

The perfect mix of stable and racy, the RZ's geometry lets you feel at home and in control no matter what the mountain throws your way. Truly at its best when System Integrated with the unbeatable Lefty fork.



RZ ONE TWENTY XLR 2

MAGNESIUM WHITE W/ JET BLACK AND BERSERKER GREEN ACCENTS (GLOSS) (GRN)

FRAME RZ ONE TWENTY, 120MM, SMARTFORMED ALLOY

CRANKS SRAM S2210, BB30, 44/33/22

BRAKES AVID ELIXIR 7, 180/160 MM

SUSPENSION, R/F FOX RP2 / LEFTY ULTRA XLR, 120 MM

DERAILLEURS, R/F SHIMANO XTR / SRAM X9

TIRES SCHWALBE RACING RALPH PERFORMANCE, 2.25", FOLDING

WHEELS STAN'S ZTR ARCH 26, 28 HOLE FRONT, 32 HOLE REAR

SHIFTERS SHIMANO XT

SIZES S, M, L, XL



MBR.
UK 03/11.
 "COMFORTABLE AND CONFIDENT,
 IT ALLOWS YOU TO SIMPLY GET
 ON WITH YOUR RIDING."



RZ ONE TWENTY 1

JET BLACK (MATTE) (BBQ)

FRAME	RZ ONE TWENTY, 120MM, SMARTFORMED ALLOY
SUSPENSION, R/F	FOX RP2 / FOX 32 FLOAT RL, 120MM, 1.5"
WHEELS	SUNRINGLE SR25, 28 HOLE FRONT, 32 HOLE REAR

CRANKS	SRAM S1000 3.3, 44/33/22
DERAILLEURS, R/F	SRAM X9 / X7
SHIFTERS	SRAM X9

BRAKES	AVID ELIXIR 5, 180/160MM
TIRES	SCHWALBE RACING RALPH PERFORMANCE, 2.25", FOLDING
SIZES	S, M, L, XL



RZ ONE TWENTY 2

JET BLACK (MATTE) (BBQ)

MAGNESIUM WHITE (GLOSS) (WHT)

FRAME	RZ ONE TWENTY, 120MM, SMARTFORMED ALLOY
SUSPENSION, R/F	ROCKSHOX MONARCH RT / ROCKSHOX RECON GOLD TK, 20MM, 1.5
WHEELS	SUNRINGLE SR25, 28 HOLE FRONT, 32 HOLE REAR

CRANKS	SHIMANO M552, 42/32/24
DERAILLEURS, R/F	SHIMANO XT / SLX
SHIFTERS	SHIMANO SLX

BRAKES	AVID ELIXIR 3, 180/160MM
TIRES	SCHWALBE RAPID ROB, 2.25"
SIZES	S, M, L, XL




RZ ONE TWENTY 3

JET BLACK (MATTE) (BBQ)

FRAME	RZ ONE TWENTY, 120MM, SMARTFORMED ALLOY
SUSPENSION, R/F	X FUSION E1 RL / ROCKSHOX RECON SILVER TK, 120MM, 1.5"
WHEELS	MADDUX DC 3.0, DOUBLE WALL, EYELETED, 28 HOLE FRONT, 32 HOLE REAR

CRANKS	SRAM S800 3.2, 44/33/22
DERAILLEURS, R/F	SRAM X5 / X5
SHIFTERS	SRAM X5

BRAKES	AVID ELIXIR 1, 180/160MM
TIRES	SCHWALBE RAPID ROB, 2.25"
SIZES	S, M, L, XL



SCALPEL

> CUTTING. EDGE.

THE LIGHTEST, STIFFEST, MOST RESPONSIVE DUAL SUSPENSION XC RACE BIKE IN THE WORLD. WITH RACE PROVEN ZERO PIVOT TECHNOLOGY, BALLISTEC CARBON CONSTRUCTION AND FULL SYSTEM INTEGRATED COMPONENTRY, THE SCALPEL IS THE ULTIMATE CROSS-COUNTRY RACE WEAPON.



> SYSTEM INTEGRATION

Scalpel is System Integration. We achieve unbelievable weight saving and efficiency by designing components and frames to work together. Our Lefty fork, Si OPI Stem, and Hollowgram SL BB30 crankset give us system stiffness and weights that our competitors can only dream of.

> BALLISTEC CARBON

The Scalpel frame weighs just 1590 grams with shock! Made primarily from ballistic armoring fibers and high-impact resins, our BallisTec carbon construction ensures that its feathery weight doesn't come at the expense of strength or stiffness. Race with confidence.

> ZERO PIVOT

Scalpel achieves 80mm of efficient, progressive rear suspension without pivots, bushings or bearings. Through radically advanced carbon lay-up and shaping, the seatstays and chainstays are allowed to flex vertically while maintaining best-in-class lateral and torsional stiffness-to-weight numbers. Pure efficiency.



SCALPEL TEAM

FRAME	SCALPEL, 80MM, BALLISTEC HI-MOD CARBON, ZERO PIVOT
SUSPENSION, R/F	ROCKSHOX MONARCH RT3 / LEFTY SPEED CARBON XLR, 100MM
WHEELS	MAVIC CROSSMAX SLR, TUBELESS

CRANKS	CANNONDALE HOLLOWGRAM SL, 39/26 W/XX CHAINRINGS
DERAILLEURS, R/F	SRAM XX / XX
SHIFTERS	SRAM XX

EXPOSED CARBON W/ MAGNESIUM WHITE AND BERSERKER GREEN ACCENTS (GLOSS) (REP)

BRAKES	AVID XX WORLD CUP, 160/140MM
TIRES	SCHWALBE FURIOUS FRED PACESTAR, 26X2.0" TUBELESS READY
SIZES	S, M, L, XL

VICTORIES AND AWARDS



Winner 2010 Italian Mountain Bike National Championship



Winner 2010 Masters Mountain Bike World Championships (Mens 45-49)



Winner 2010 La Ruta de los Conquistadores



SCALPEL 1

JET BLACK W/ MAGNESIUM WHITE AND BERSERKER GREEN ACCENTS GLOSS) (REP)

FRAME	SCALPEL, 80MM, BALLISTEC HI-MOD CARBON, ZERO PIVOT
SUSPENSION, R/F	FOX RP23 / LEFTY SPEED CARBON XLR, 100 MM
WHEELS	DT SWISS XCR 1.4 CUSTOM, 24 HOLE, TUBELESS READY

CRANKS	SRAM S2210, BB30, 39/26
DERAILLEURS, R/F	SHIMANO XTR / SRAM X0
SHIFTERS	SHIMANO XTR

BRAKES	AVID ELIXIR X0 CARBON, 160/140 MM
TIRES	SCHWALBE RACING RALPH PACESTAR, 2.1" TUBELESS READY
SIZES	S, M, L, XL



SCALPEL 2

JET BLACK W/ MAGNESIUM WHITE AND BERSERKER GREEN (GLOSS) (BLK)

JET BLACK W/ MAGNESIUM WHITE AND RED ACCENTS (GLOSS) (GRN)

FRAME	SCALPEL, 80MM, BALLISTEC HI-MOD CARBON, ZERO PIVOT
SUSPENSION, R/F	ROCKSHOX MONARCH RT
WHEELS	SUNRINGLE BLACKFLAG PRO, 24 HOLE, TUBELESS READY

CRANKS	SRAM S2210, BB30, 39/26
DERAILLEURS, R/F	SRAM X0 / X9
SHIFTERS	SRAM X9

BRAKES	AVID ELIXIR 9 CARBON 160/140MM
TIRES	SCHWALBE RACING RALPH PACESTAR, 2.1" TUBELESS READY
SIZES	S, M, L, XL



SCAPEL 3


RACE RED W/ MAGNESIUM WHITE AND JET BLACK ACCENTS (GLOSS) (RED)

JET BLACK W/ MAGNESIUM WHITE AND BERSERKER GREEN (GLOSS) (GRN)

FRAME	SCAPEL, 80MM, BALLISTEC HI-MOD CARBON, ZERO PIVOT
SUSPENSION, R/F	ROCKSHOX MONARCH RT / LEFTY SPEED PBR, 100MM
WHEELS	DT SWISS XCR 1.7 CUSTOM, 24 HOLE, TUBELESS READY

CRANKS	SRAM S1400, BB30, 39/26
DERAILLEURS, R/F	SHIMANO XT / SRAM X7
SHIFTERS	SHIMANO SLX

BRAKES	AVID ELIXIR 7, 160/140MM
TIRES	SCHWALBE RACING RALPH PACESTAR, 2.1" TUBELESS READY
SIZES	S, M, L, XL



SOLOBICI.
SPAIN, FEBRUARY 2011.
 "THE LIGHTEST DOUBLE
 SUSPENSION FRAME ON
 THE MARKET. THE SCAPEL
 IS EASY TO HANDLE, FAST
 AND REACTIVE."

SCALPEL 29'ER


SMOOTH. OPERATOR.

THE SCALPEL 29'ER TAKES FEATURES FROM THE FLASH 29'ER, SCALPEL, RZ AND OVERMOUNTAIN BIKES AND BLENDS THEM INTO AN ALL NEW LIGHTWEIGHT TRAIL ROCKET. FOR ROUGHER RACES, MARATHONS AND EPIC TRAILS THE WORLD OVER, THE SCALPEL 29'ER IS YOUR INSTRUMENT — GET READY TO OPERATE.



> ZERO PIVOT FLEXING SEAT STAYS

Thanks to radically advanced carbon construction, our Zero Pivot Flexing Seat Stays deliver lateral and torsional rigidity that no single-bearing pivot can match, while also eliminating the pivot's unneeded weight. Pure efficiency.



> SI SYSTEM INTEGRATED FRONT END

Our Lefty fork is Lighter, Stiffer, Smoother and Stronger than any other 29'er fork on the market by a significant margin. When you combine it with our -15 degree OPI Adjustable Stem/Steerer, you create the perfect 29'er front end. Maximum steering precision with minimal weight.



> ECS-TC THRU-AXLES AND SEAT STAY BRIDGE

For class-leading stiffness, we borrowed the ECS-TC clamped 15mm thru-axles from our OverMountain bikes, and added a stout integrated seat stay bridge/clamp. This configuration locks the two seat stays together and prevents rotational deflection for exceptional system stiffness.



SCALPEL 29'ER CARBON 1

FRAME	SCALPEL 29'ER, 100MM, BALLISTEC HI-MOD FULL CARBON
SUSPENSION, R/F	FOX RP23 / LEFTY 29'ER CARBON XLR, 100MM
WHEELS	DT SWISS TRICON 1550 29'ER LEFTY, TUBELESS READY

CRANKS	CANNONDALE HOLLOWGRAM SL, 39/26 W/XX CHAINRINGS
DERAILLEURS, R/F	SRAM XX / XO
SHIFTERS	SRAM XX

EXPOSED CARBON W/ MAGNESIUM WHITE AND CHARCOAL GRAY (MATTE) (BB0)

BRAKES	AVID ELIXIR X0 CARBON , 180/160MM
TIRES	SCHWALBE RACING RALPH EVO, 2.25" TUBELESS READY
SIZES	S, M, L, XL



SCALPEL 29'ER CARBON 2

EXPOSED CARBON W/ MAGNESIUM WHITE AND BERSERKER GREEN (GLOSS) (BLK)

FRAME	SCALPEL 29'ER, 100MM, BALLISTEC HI-MOD FULL CARBON
SUSPENSION, R/F	ROCKSHOX MONARCH RT3 / LEFTY 29'ER XLR, 100MM
WHEELS	STAN'S ZTR ARCH 29'ER, 32 HOLE, TUBELESS READY

CRANKS	SRAM S2210, BB30, 39/26
DERAILLEURS, R/F	SHIMANO XTR / SRAM X9
SHIFTERS	SHIMANO XT

BRAKES	AVID ELIXIR 9 CARBON, 180/160MM
TIRES	SCHWALBE RACING RALPH EVO, 2.25" TUBELESS READY
SIZES	S, M, L, XL



SCALPEL 29'ER ALLOY 3

MAGNESIUM WHITE (GLOSS) (WHT)

FRAME	SCALPEL 29'ER, 100MM, SMARTFORMED ALLOY
SUSPENSION, R/F	FOX RP2 / LEFTY 29'ER PBR, 100MM
WHEELS	SUNRINGLE INFERNO25, WELDED, W/EYELET, 29'ER, 32 HOLE

CRANKS	SRAM S1000, BB30, 39/26
DERAILLEURS, R/F	SRAM X9 / X7
SHIFTERS	SRAM X7

BRAKES	AVID ELIXIR 5, 180/160MM
TIRES	SCHWALBE RACING RALPH EVO, 2.25" TUBELESS READY
SIZES	S, M, L, XL



SCAPEL 29'ER ALLOY 4

MAGNESIUM WHITE (GLOSS) (WHT)

FRAME	SCAPEL 29'ER, 100MM, SMARTFORMED ALLOY
SUSPENSION, R/F	X FUSION E1 RL / ROCKSHOX RECON GOLD TK 29, 100MM
WHEELS	SUNRINGLE INFERNO25, W/EYELET, 29'ER, 32 HOLE

CRANKS	FSA COMET, 42/32/24
DERAILLEURS, R/F	SHIMANO XT / SLX
SHIFTERS	SHIMANO DEORE

BRAKES	AVID ELIXIR 3, 180/160MM
TIRES	SCHWALBE RAPID ROB, 2.25"
SIZES	S, M, L, XL

JEREMIAH BISHOP.
USA NATIONAL TEAM.
 "THIS THING IS SO FAST AND MORE RESPONSIVE THAN I THOUGHT ANY 29ER FULL SUSPENSION BIKE COULD EVER BE! WOW!"



FLASH

FLASH. LIGHT.

WITH A FRAME WEIGHING JUST 950 GRAMS, THE FLASH CARBON IS LIGHTER THAN MANY ELITE ROAD BIKES. WITH UNSURPASSED STIFFNESS-TO-WEIGHT, AN INCREDIBLY SMOOTH RIDE, AND STRENGTH THAT EXCEEDS MOST ALUMINUM FRAMES, THE FLASH CARBON IS THE ULTIMATE NO-COMPROMISE RACE BIKE.



FLASH CARBON TEAM

FRAME	FLASH, BALLISTEC HI-MOD CARBON
FORK	LEFTY SPEED CARBON XLR, 100MM, OPI, SOLO AIR
WHEELS	MAVIC CROSSMAX SLR, TUBELESS

CRANKS	CANNONDALE HOLLOWGRAM SL, 39/26 W/XX CHAINRINGS
DERAILLEURS, R/F	SRAM XX / XX
SHIFTERS	SRAM XX

EXPOSED CARBON W/ MAGNESIUM WHITE AND BERSERKER GREEN ACCENTS (GLOSS) (REP)

BRAKES	AVID XX WORLD CUP, 160/140MM
TIRES	SCHWALBE FURIOUS FRED PACESTAR, 2.0" TUBELESS READY
SIZES	S, M, L, XL

> SPEED SAVE MICRO-SUSPENSION SYSTEM

Flattened cross-sections and sophisticated carbon lay-up on the chain stays, seat stays and seat post combine to offer over 20mm of vertical compliance at the seat, while staying extremely rigid laterally for great power transfer and confident cornering.

> BALLISTEC CARBON TECHNOLOGY

Ultra high strength fibers developed for ballistic armor combine with high impact resins to form a frame structure that is lightweight but incredibly tough. Strategically placed high modulus fibers add stiffness to perfect the ride feel. Light, stiff, and durable – it's the best of all worlds.

> SYSTEM INTEGRATION

When you design the frame and key components together as a system, you can achieve weight savings and stiffness that others can only imagine. The Lefty fork, OPI Stem/Steerer and Hollowgram SL crank save hundreds of grams compared to the competition.



FLASH CARBON 1

EXPOSED CARBON W/ MAGNESIUM WHITE AND BERSERKER GREEN ACCENTS (GLOSS) (REP)

FRAME	FLASH, BALLISTEC HI-MOD CARBON
FORK	LEFTY SPEED CARBON XLR, 100MM, OPI, SOLO AIR
WHEELS	DT SWISS XCR 1.4 CUSTOM, 24 HOLE

CRANKS	SRAM S2210, BB30, 39/26
DERAILLEURS, R/F	SHIMANO XTR / SRAM XO
SHIFTERS	SHIMANO XTR

BRAKES	AVID ELIXIR 9 CARBON, 160/140MM
TIRES	SCHWALBE FURIOUS FRED PACESTAR, 2.0" TUBELESS READY
SIZES	S, M, L, XL



FLASH CARBON 2

JET BLACK W/ MAGNESIUM WHITE AND BERSERKER GREEN ACCENTS (GLOSS) (REP)

JET BLACK W/ MAGNESIUM WHITE (GLOSS) (BLK)

FRAME	FLASH, BALLISTEC HI-MOD CARBON
FORK	LEFTY SPEED CARBON XLR, 100MM, OPI, SOLO AIR
WHEELS	DT SWISS XCR 1.5

CRANKS	SRAM S2210, BB30, 39/26
DERAILLEURS, R/F	SHIMANO XTR / SRAM XO
SHIFTERS	SHIMANO XT

BRAKES	AVID ELIXIR 9 CARBON, 160/140MM
TIRES	SCHWALBE RACING RALPH PACESTAR, 2.1" TUBELESS READY
SIZES	S, M, L, XL



FLASH CARBON 4

NU TEAM BLUE W/ MAGNESIUM WHITE (GLOSS) (BLU)

JET BLACK W/ MAGNESIUM WHITE AND BERSERKER GREEN ACCENTS (GLOSS) (GRN)

FRAME	FLASH, BALLISTEC CARBON
FORK	FATTY DLR80, 80MM, OPI
WHEELS	DT SWISS XCR 1.7 CUSTOM, 24 HOLE

CRANKS	SRAM S1000, BB30, 39/26
DERAILLEURS, R/F	SRAM X9 / X7
SHIFTERS	SRAM X7

BRAKES	AVID ELIXIR 7, 160/140MM
TIRES	SCHWALBE ROCKET RON PERFORMANCE, 2.1 FOLDING
SIZES	S, M, L, XL



FLASH CARBON 4Z

NU TEAM BLUE W/ MAGNESIUM WHITE (GLOSS) (BLU)

JET BLACK W/ MAGNESIUM WHITE AND BERSERKER GREEN ACCENTS (GLOSS) (GRN)

FRAME	FLASH, BALLISTEC CARBON
FORK	MAGURA DURIN 100MM
WHEELS	DT SWISS XCR 1.7 CUSTOM, 24 HOLE

CRANKS	SRAM S1000, BB30, 39/26
DERAILLEURS, R/F	SRAM X9 / X7
SHIFTERS	SRAM X7

BRAKES	AVID ELIXIR 7, 160/140MM
TIRES	SCHWALBE ROCKET RON PERFORMANCE, 2.1 FOLDING
SIZES	S, M, L, XL



TINKER JUAREZ.
MASTER'S XC WORLD CHAMPION,
LIVING LEGEND.
"I AM STILL BLOWN AWAY BY
HOW LIGHTWEIGHT, RESPONSIVE,
AND HOW GOOD IT FEELS TO
RIDE THE FLASH."

FLASH 29'ER

BIGGER. BETTER.

OUR FLASH 29'ERS SIMPLY ROCK. BALLISTEC CARBON AND SPEED SAVE FEATURES MAKE THEM LIGHT, STIFF AND SMOOTH, AND OUR 29'ER RACE GEOMETRY MIMICS THE WHEEL-BASE AND TRAIL OF OUR 26" RACE BIKES FOR INCREDIBLY NIMBLE HANDLING. ROLL ON.



FLASH CARBON 29'ER ULTIMATE

EXPOSED CARBON W/ MAGNESIUM WHITE (MATTE) (BBQ)

FRAME	FLASH 29'ER, BALLISTEC HI-MOD CARBON
FORK	LEFTY 29'ER CARBON XLR, 90MM, OPI, SOLO AIR
WHEELS	ENVE COMPOSITES TWENTY9 XC, 32 HOLE

CRANKS	CANNONDALE HOLLOWGRAM SL, 39/26 W/SRAM XX RINGS
DERAILLEURS, R/F	SRAM XX / XX
SHIFTERS	SRAM XX

BRAKES	SRAM XX WORLD CUP 160/140MM
TIRES	SCHWALBE RACING RALPH PACESTAR, 2.1" TUBELESS READY
SIZES	M, L, XL

> SPEED SAVE ROLLS FASTER

The SPEED SAVE rear stays form a ride-tuned micro suspension system that is engineered not simply to add comfort but to help the bike roll faster, accelerate better and corner harder. The SAVE seatpost adds over 20mm of comfort enhancing flex to the system.

> SYSTEM INTEGRATION

29'ers love Lefty. It's true. The Lefty's incredible stiffness, light weight and smoothness are even more apparent with the big 29" wheels. When combined with the superlight Si OPI stem/steerer, and the Hollowgram SL BB30 Cannondale's System Integration saves hundreds of grams over competitors' offerings.

> CONTINUOUS CARBON

On the Flash Carbon 29'er, continuous strands of high-modulus stiffening fibers run along the outer edges of all the tubes from head tube to rear dropouts. This network of fibers connects the key parts of the frame to increase lateral rigidity and responsiveness, while minimizing weight.



FLASH CARBON 29'ER 1

EXPOSED CARBON W/ MAGNESIUM WHITE (MATTE) (BBQ)

FRAME	FLASH 29'ER, BALLISTEC HI-MOD CARBON
FORK	LEFTY 29'ER CARBON XLR, 90MM, OPI, SOLO AIR
WHEELS	STAN'S ZTR ARCH 29'ER, 32 HOLE

CRANKS	SRAM S2210, BB30, 39/26
DERAILLEURS, R/F	SHIMANO XTR / SRAM X0
SHIFTERS	SHIMANO XTR

BRAKES	AVID X0 CARBON, 180/160MM
TIRES	SCHWALBE RACING RALPH EVO, 2.25" TUBELESS READY
SIZES	M, L, XL



FLASH CARBON 29'ER 2

MAGNESIUM WHITE W/ JET BLACK (GLOSS) (WHT)

MAGNESIUM WHITE W/ JET BLACK AND BERSERKER GREEN ACCENTS (GLOSS) (GRN)

FRAME	FLASH 29'ER, BALLISTEC CARBON
FORK	LEFTY 29'ER XLR, 90MM, OPI, SOLO AIR
WHEELS	STAN'S ZTR ARCH 29'ER, 32 HOLE

CRANKS	SRAM S2210, BB30, 39/26
DERAILLEURS, R/F	SRAM X0 / X9
SHIFTERS	SRAM X9

BRAKES	AVID ELIXIR 9 CARBON, 180/160MM
TIRES	SCHWALBE RACING RALPH EVO, 2.25" TUBELESS READY
SIZES	M, L, XL



FLASH CARBON 29'ER 3


MAGNESIUM WHITE W/ JET BLACK AND BERSERKER GREEN ACCENTS (GLOSS) (GRN)

MAGNESIUM WHITE W/ JET BLACK (GLOSS) (WHT)

FRAME	FLASH 29'ER, BALLISTEC CARBON
FORK	LEFTY 29'ER PBR, 90MM, OPI, SOLO AIR
WHEELS	SUNRINGLE EQ25, WELDED, W/EYELET, 29'ER, 32 HOLE

CRANKS	SRAM S1400, BB30, 39/26
DERAILLEURS, R/F	SHIMANO XT / SRAM X7
SHIFTERS	SHIMANO XT

BRAKES	AVID ELIXIR 9, 180/160MM
TIRES	SCHWALBE RACING RALPH EVO, 2.25" TUBELESS READY
SIZES	M, L, XL



MANUAL FUMIC.
CANNONDALE FACTORY RACING.
 MY FLASH 29'ER IS SO COM-
 FORTABLE, BUT ALSO SO RACY.
 THE LEFTY MAKES IT STIFF AND
 STRONG. 29'ERS ARE THE NEW
 26'ERS, RIGHT?





FLASH 1

MAGNESIUM WHITE (GLOSS) (WHT)

FRAME FLASH, SMARTFORMED ALLOY

CRANKS SRAM S1400, BB30, 39/26

BRAKES AVID ELIXIR 7, 160/160MM

FORK LEFTY SPEED PBR, 100MM, OPI, SOLO AIR

DERAILLEURS, R/F SRAM X9 / X7

TIRES SCHWALBE RACING RALPH PACESTAR, 2.1" TUBELESS READY

WHEELS MAVIC XM319, 28 HOLE

SHIFTERS SRAM X9

SIZES S, M, L, XL



FLASH 3

MAGNESIUM WHITE W/ BERSERKER GREEN ACCENTS (GLOSS) (GRN)

JET BLACK (GLOSS) (BLK)

FRAME FLASH, SMARTFORMED ALLOY

CRANKS SHIMANO M552, 42/32/24

BRAKES AVID ELIXIR 1, 160/160MM

FORK FATTY DLR80, 80MM, OPI

DERAILLEURS, R/F SHIMANO XT / DEORE

TIRES SCHWALBE RAPID ROB, 2.1"


WHEELS MADDUX DC3.0, DOUBLE WALL W/EYELET, 28 HOLE FRONT, 32 HOLE REAR

SHIFTERS SHIMANO SLX

SIZES S, M, L, XL



CANNONDALE ALUMINUM.
 FLASH'S SOPHISTICATED
 SMARTFORMED TUBING, AND
 TRADEMARK DOUBLE-PASS
 SMOOTH WELDS SHOWCASE
 OUR ALMOST 3 DECADES OF
 ALUMINUM SUPREMACY.



FLASH 29'ER ALLOY 1

JET BLACK (MATTE) (BLK)

FRAME FLASH 29'ER, SMARTFORMED ALLOY

CRANKS SRAM S1400, BB30, 39/26

BRAKES AVID ELIXIR 7, 180/160MM

FORK LEFTY 29'ER PBR, 90MM, OPI, SOLO AIR

DERAILLEURS, R/F SRAM X9 /X7

TIRES SCHWALBE RAPID ROB, 2.25"

WHEELS SUNRINGLE INFERNO25, WELDED,
 W/EYELET, 29'ER, 32 HOLE

SHIFTERS SRAM X9

SIZES M, L, XL



FLASH 29'ER ALLOY 2

MAGNESIUM WHITE (GLOSS) (WHT)

FRAME	FLASH 29'ER, SMARTFORMED ALLOY
FORK	LEFTY 29'ER PBR, 90MM, OPI, SOLO AIR
WHEELS	SUNRINGLE INFERNO25, WELDED, W/EYELET, 29'ER, 32 HOLE

CRANKS	SRAM S1000, BB30, 44/33/22
DERAILLEURS, R/F	SRAM X9 / X7
SHIFTERS	SRAM X7

BRAKES	AVID ELIXIR 3, 180/160MM
TIRES	SCHWALBE RAPID ROB, 2.25"
SIZES	M, L, XL



FLASH 29'ER ALLOY 3

JET BLACK (GLOSS) (BLK)

FRAME	FLASH 29'ER, SMARTFORMED ALLOY
FORK	ROCKSHOX RECON GOLD TK 29, 80MM, SOLO AIR, LOCKOUT, REBOUND, 1.5"
WHEELS	MADDEX DC3.0 29'ER, DOUBLE WALL, W/EYELET, 32 HOLE

CRANKS	SHIMANO M552, 42/32/24
DERAILLEURS, R/F	SHIMANO SLX / DEORE
SHIFTERS	SHIMANO SLX

BRAKES	AVID ELIXIR 1, 180/160MM
TIRES	SCHWALBE RAPID ROB, 2.25"
SIZES	M, L, XL

TRAIL

TRAIL. BLAZER.

PACKED WITH FEATURES AND TECHNOLOGY FROM ITS UPPER END SIBLINGS, THE TRAIL IS THE BIKE THAT WILL USHER YOU FOREVER INTO THE WORLD OF FAT TIRES, OFF ROAD TRAILS AND BIG SMILES. LET THE GOOD TIMES BEGIN.



TRAIL SL1

FRAME	TRAIL SL, OPTIMIZED 6061 ALLOY
FORK	ROCKSHOX RECON SILVER TK, 100MM, SOLO AIR, LOCKOUT, REBOUND, 1.5"
WHEELS	MADDUX DC3.0, DOUBLE WALL W/EYELET, 28 HOLE FRONT, 32 HOLE REAR

CRANKS	FSA COMET, 42/32/24
DERAILLEURS, R/F	SHIMANO XT / DEORE
SHIFTERS	SHIMANO DEORE

MAGNESIUM WHITE (GLOSS) (WHT)

BRAKES	AVID ELIXIR 3 HYDRAULIC DISC, 160/160MM
TIRES	SCHWALBE RAPID ROB, 2.1"
SIZES	S, M, L, XL, J

> RACE DNA

The Trail bikes have racing in their blood. They share the geometry and many of the features of their Flash brethren for a ride that is fast, snappy and agile. The Trail SL's all use 1.5" steerers for increased strength and stiffness.

> CANNONDALE ALUMINUM CRAFTING

The Trail's purposefully shaped tubes, internal taper-butting and trademark double-pass smooth welds highlight Cannondale's aluminum expertise.

> SAVE COMFORT ENHANCING REAR STAYS.

The chain stays and seat stays are designed to work together to absorb shock, while preventing side-to-side and twisting flex. This adds up to better comfort and great power transfer.



TRAIL SL 2

JET BLACK (GLOSS) (BLK)

FRAME	TRAIL SL, OPTIMIZED 6061 ALLOY
FORK	RST DEUCE AIR, 100MM, LOCKOUT, REBOUND, 1.5"
WHEELS	MADDUX DC3.0, DOUBLE WALL W/EYELET, 28 HOLE FRONT, 32 HOLE REAR

CRANKS	SHIMANO FC-M430-8 OCTALINK, 44/32/22
DERAILLEURS, R/F	SHIMANO SLX / ALIVIO
SHIFTERS	SHIMANO DEORE

BRAKES	SHIMANO BR-M505 HYDRAULIC DISC, 160/160MM
TIRES	SCHWALBE RAPID ROB, 2.1"
SIZES	S, M, L, XL, J



TRAIL SL 3

JET BLACK (MATTE) (BLK)

MAGNESIUM WHITE (GLOSS) (WHT)

FRAME	TRAIL SL, OPTIMIZED 6061 ALLOY
FORK	RST DEUCE COIL, 100MM, COIL/ELASTOMER, LOCKOUT, REBOUND, 1.5"
WHEELS	MADDUX DC3.0, DOUBLE WALL W/EYELET, 28 HOLE FRONT, 32 HOLE REAR

CRANKS	SHIMANO FC-M430-8 OCTALINK, 44/32/22
DERAILLEURS, R/F	SHIMANO DEORE / ALIVIO
SHIFTERS	SHIMANO ALIVIO

BRAKES	SHIMANO BR-M446 HYDRAULIC DISC, 160/160MM
TIRES	SCHWALBE RAPID ROB, 2.1"
SIZES	S, M, L, XL, J



TRAIL SL 4

CHARCOAL GRAY (MATTE) (GRY)

MAGNESIUM WHITE (GLOSS) (WHT)

FRAME	TRAIL SL, OPTIMIZED 6061 ALLOY
FORK	RST DEUCE TNL, 100MM, COIL/ELASTOMER, LOCKOUT, 1.5"
WHEELS	ALEX DC 4.5, DOUBLE WALL, 28 HOLE FRONT, 32 HOLE REAR

CRANKS	SHIMANO FC-M361, 42/32/22
DERAILLEURS, R/F	SHIMANO ALIVIO / ALTUS
SHIFTERS	SHIMANO ACERA

BRAKES	CANNONDALE HELIX 6 HYDRAULIC DISC, 160/160MM
TIRES	SCHWALBE RAPID ROB, 2.1"
SIZES	S, M, L, XL, J



TRAIL SL 5

JET BLACK (GLOSS) (BLK)

FRAME	TRAIL SL, OPTIMIZED 6061 ALLOY
FORK	RST BLAZE TNL, 100MM, COIL/ELASTOMER, LOCKOUT, 1-1/8"
WHEELS	ALEX DC4.5, DOUBLE WALL, 28 HOLE FRONT, 32 HOLE REAR

CRANKS	SHIMANO FC-M311, 42/32/22
DERAILLEURS, R/F	SHIMANO ACERA / ALTUS
SHIFTERS	SHIMANO M310 TRIGGER

BRAKES	PROMAX CD 7.0 MECHANICAL DISC, 160/160 MM
TIRES	SCHWALBE RAPID ROB, 2.1"
SIZES	S, M, L, XL, J



TRAIL SL 29'ER 2

JET BLACK (MATTE) (BLK)

FRAME	TRAIL SL 29'ER, OPTIMIZED 6061 ALLOY
FORK	ROCKSHOX RECON SILVER TK 29, 80MM, SOLO AIR, LOCKOUT, REBOUND, 1.5"
WHEELS	MADDUX DC3.0 29'ER, DOUBLE WALL W/EYELET, 32 HOLE

CRANKS	SRAM S800 3.1, 44/33/22, 175MM (M,L,X)
DERAILLEURS, R/F	SRAM X5 / X5
SHIFTERS	SRAM X5

BRAKES	AVID ELIXIR 1, 160/160MM
TIRES	KENDA SMALL BLOCK 8, 29X2.1"
SIZES	S, M, L, XL



TRAIL SL HS 33

JET BLACK (GLOSS) (BLK)

FRAME	TRAIL SL, OPTIMIZED 6061 ALLOY
FORK	FATTY DLR80, 80MM, OPI, DISC/CANTI READY
WHEELS	MACH ONE, DOUBLE WALL W/EYELET, 28 HOLE FRONT, 32 HOLE REAR

CRANKS	FSA COMET, 42/32/24
DERAILLEURS, R/F	SHIMANO XT / DEORE
SHIFTERS	SHIMANO DEORE

BRAKES	MAGURA HS33
TIRES	SCHWALBE RAPID ROB, 2.1"
SIZES	S, M, L, XL, J

URBAN

E-BIKES

E-SERIES MEN	70-71
--------------	-------

E-SERIES WOMEN'S	71
------------------	----

QUICK

QUICK CX / QUICK CX MIXTE	72-73
---------------------------	-------

QUICK CX SPEED	74-77
----------------	-------

QUICK CX SPEED WOMEN'S	76-77
------------------------	-------

TESORO

TESORO / TESORO MIXTE	78-81
-----------------------	-------


BAD BOY	82-87
---------	-------

BAD GIRL	88
----------	----

HOOLIGAN	89
----------	----



ROAD
MOUNTAIN
RECREATION/URBAN
WOMEN'S
HELMETS
APPAREL
SPECIFICATIONS



E-SERIES

PURE. EFFICIENCY.

INTUITIVE, POWERFUL AND EASY, THE E-SERIES IS DESIGNED FOR THE PERFORMANCE-MINDED RIDER. FEATURING BEST-IN-CLASS TORQUE, ULTRA-SMOOTH POWER DELIVERY, EXCEPTIONALLY LOW WEIGHT, AND UNMATCHED SYSTEM INTEGRATION, CANNONDALE'S E-SERIES HERALDS A NEW ERA IN CYCLING.



E-SERIES WOMEN'S

FRAME	E-SERIES SI HEADSHOK WOMEN'S, W/ INTEGRATED BOSCH MOTOR
FORK	HEADSHOK FATTY DL50, 50 MM W/LOCKOUT
CRANKS	FSA METROPOLIS, BOSCH SPECIFIC

REAR DERAILLEUR	SHIMANO SLX
SHIFTERS	SHIMANO DEORE
BRAKES	MAGURA MT2 HYDRAULIC DISC

MAGNESIUM WHITE (GLOSS) (WHT)

TIRES	SCHWALBE MARATHON SUPREME 700X35C
LIGHTS/FENDERS	INTEGRATED TRELOCK LIGHTS, CURANA FENDERS / CHAINCASE
SIZES	45, 50, 55

> MID-MOUNTED BOSCH DRIVE SYSTEM

Cannondale partnered with Bosch over a two and a half year period to develop this revolutionary drive system. The mid-mounted design offers optimum weight distribution, max efficiency, and class-leading torque. Sensors measure demand and speed 200x a second to ensure the power is delivered with perfect smoothness in all situations.

> SIMPLE, INTUITIVE CONTROLS

The system offers four different levels assistance, ECO, TOUR, SPORT and SPEED to suit your riding needs. The handlebar mounted controls allow you to easily switch between modes without taking your hands off the handlebars.

> BETTER PERFORMANCE THROUGH SYSTEM INTEGRATION

Our integrated HeadShok DL50 fork is ultra-light and rolls on needle bearings for unmatched smoothness and steering precision. The quick-release battery integrates seamlessly into the rear rack for a sleek, stylish look.



E-SERIES WOMEN'S

JET BLACK (MATTE) (BLK)

FRAME	E-SERIES SI HEADSHOK WOMEN'S, W/ INTEGRATED BOSCH MOTOR
FORK	HEADSHOK FATTY DL50, 50 MM W/LOCKOUT
CRANKS	FSA METROPOLIS, BOSCH SPECIFIC

REAR DERAILLEUR	SHIMANO SLX
SHIFTERS	SHIMANO DEORE
BRAKES	MAGURA MT2 HYDRAULIC DISC

TIRES	SCHWALBE MARATHON SUPREME 700X35C
LIGHTS/FENDERS	INTEGRATED TRELOCK LIGHTS, CURANA FENDERS / CHAINCASE
SIZES	45, 50, 55



E-SERIES MEN

JET BLACK (GLOSS) (BLK)

FRAME	E-SERIES SI HEADSHOK, W/ INTEGRATED BOSCH DRIVE UNIT
FORK	HEADSHOK FATTY DL50, 50 MM W/LOCKOUT
CRANKS	FSA METROPOLIS, BOSCH SPECIFIC

REAR DERAILLEUR	SHIMANO SLX
SHIFTERS	SHIMANO DEORE
BRAKES	MAGURA MT2 HYDRAULIC DISC

TIRES	SCHWALBE MARATHON SUPREME 700X35C
LIGHTS/FENDERS	INTEGRATED TRELOCK LIGHTS, CURANA FENDERS / CHAINCASE
SIZES	50, 55, 60



QUICK CX.
 COMBINING THE STABILITY AND STRENGTH OF A MOUNTAIN BIKE WITH THE NIMBLENESS AND LIGHT WEIGHT OF A CITY BIKE, THE QUICK CX IS THE PERFECT ADVENTURE PARTNER.



QUICK CX 1

BRUSHED ALUMINUM (GLOSS) (RAW)

FRAME	QUICK CX, OPTIMIZED 6061 ALLOY, SAVE
FORK	HEADSHOK FATTY DL50, 50 MM W/LOCKOUT
WHEELS	MADDUX DC3.0, DOUBLE WALL W/EYELET, 32 HOLE

TIRES	SCHWALBE SAMMY SLICK, 700X35C
CRANKS	FSA COMET MEGAEXO, 46/36/28
DERAILLEURS R/F	SHIMANO XT / SLX

SHIFTERS	SHIMANO SLX
BRAKES	MAGURA MT4 HYDRAULIC DISC, 160/160 MM
SIZES	MEN: 48, 52, 56, 60 / MIXTE: 48, 53, 55



QUICK CX 2

MAGNESIUM WHITE (GLOSS) (WHT)

FRAME	QUICK CX, OPTIMIZED 6061 ALLOY, SAVE
FORK	RST NEON PRO TREKKING, TNL LOCKOUT, 50MM
WHEELS	MADDUX DC3.0, DOUBLE WALL W/EYELET, 32 HOLE

TIRES	SCHWALBE SAMMY SLICK, 700X35C
CRANKS	SHIMANO DEORE M591, 48/36/26
DERAILLEURS R/F	SHIMANO SLX / DEORE

SHIFTERS	SHIMANO DEORE
BRAKES	SHIMANO M446 HYDRAULIC DISC, 160/160 MM
SIZES	MEN: 48, 52, 56, 60 / MIXTE: 48, 53, 55



QUICK CX 3

JET BLACK (GLOSS) (BLK)

FRAME	QUICK CX, OPTIMIZED 6061 ALLOY, SAVE
FORK	RST NEON PRO TREKKING, ML LOCKOUT 50MM
WHEELS	MADDUX TC 5.0, DOUBLE WALL W/EYELET, 32 HOLE

TIRES	SCHWALBE SAMMY SLICK, 700X35C
CRANKS	SHIMANO ACERA M391, 48/36/26
DERAILLEURS R/F	SHIMANO DEORE / ACERA

SHIFTERS	SHIMANO ACERA
BRAKES	TEKTRO 855 V-BRAKE
SIZES	MEN: 48, 52, 56, 60 / MIXTE: 48, 53, 55

QUICK CX SPEED


ROAD. WARRIOR.

FROM THE DOLOMITI TO THE COTE D'AZUR, LET THE KILOMETERS ROLL BY AS YOU SAVOR THE SIGHTS. THE QUICK CX SPEED BLENDS THE SPEED OF A ROAD BIKE WITH AN UPRIGHT SPORTIVE POSITION AND VERSATILE 700X28C TIRES.



> FULL CARBON FORK

Full Carbon fork integrates seamlessly into the frame providing clean lines and a sleek aero look. The carbon-bladed forks on the alloy versions all feature low-rider rack mounts for touring versatility.



> INTEGRATED DESIGN

Hidden, fully integrated seat binder allows the beautiful lines of the top tube to flow elegantly into the seat stays.



> SAVE MICRO SUSPENSION SYSTEM

The SAVE rear stays on the Quick CX Speed are optimally shaped to absorb shock, protecting you from energy-sapping vibration and improving ride comfort.



QUICK CX SPEED 1

FRAME	QUICK FULL CARBON, SAVE
FORK	QUICK FULL CARBON SI
WHEELS	DT SWISS R1800

TIRES	SCHWALBE MARATHON SUPREME, 700X28C
CRANKS	FSA SL-K, BB30, 50/34
DERAILLEURS R/F	SHIMANO ULTEGRA

BLACK CARBON (MATTE) (BBQ)

SHIFTERS	SHIMANO RL-770
BRAKES	TEKTRO TRP CX9
SIZES	MEN: 46, 51, 57 / MIXTE: 42, 46, 52



QUICK CX SPEED 2 / QUICK CX SPEED MIXTE 2

BRUSHED ALUMINUM (GLOSS) (RAW)

FRAME	QUICK CX SPEED, OPTIMIZED 6061 ALLOY, SAVE
FORK	QUICK, CARBON BLADES, W/ LOW RIDER MOUNTS
WHEELS	MADDUX GX460, DOUBLE WALL W/EYELET, 32 HOLE

TIRES	SCHWALBE MARATHON SUPREME, 700X28C
CRANKS	SHIMANO 105 5700, 50/34
DERAILLEURS R/F	SHIMANO 105 5700

SHIFTERS	SHIMANO TIAGRA 4600 FLATBAR
BRAKES	CANNONDALE C2 MINI V
SIZES	MEN: 48, 52, 56, 60 CM / MIXTE: 42, 46, 52 CM



QUICK CX SPEED 3 / QUICK CX SPEED MIXTE 3

JET BLACK (GLOSS) (BLK)

FRAME	QUICK CX SPEED, OPTIMIZED 6061 ALLOY, SAVE
FORK	QUICK, CARBON BLADES, W/ LOW RIDER MOUNTS
WHEELS	CANNONDALE TC05, DOUBLE WALL W/EYELET, 32 HOLE

TIRES	SCHWALBE MARATHON SUPREME, 700X28C
CRANKS	SHIMANO ALIVIO M431 OCTALINK 48/36/26
DERAILLEURS R/F	SHIMANO ALIVIO M430

SHIFTERS	SHIMANO ALIVIO M430
BRAKES	CANNONDALE C2 MINI V
SIZES	MEN: 48, 52, 56, 60 CM / MIXTE: 42, 46, 52 CM



QUICK CX SPEED 8 / QUICK CX SPEED MIXTE 8

JET BLACK (MATTE) (BBQ)

FRAME	QUICK CX SPEED, OPTIMIZED 6061 ALLOY, EBB, SAVE
FORK	QUICK, CARBON BLADES, W/ LOW RIDER MOUNTS
WHEELS	CANNONDALE TC05, DOUBLE WALL W/EYELET, 32 HOLE

TIRES	SCHWALBE MARATHON SUPREME, 700X28C
CRANKS	TRUVATIV FIREX 1.1G, 42T
DERAILLEURS R/F	SHIMANO NEXUS 8-SPEED

SHIFTERS	SHIMANO NEXUS 8-SPEED
BRAKES	SHIMANO DEORE V-BRAKE
SIZES	MEN: 48, 52, 56, 60 CM / MIXTE: 42, 46, 52 CM



SAVE –
 QUICK CX SPEED FEATURES
 OUR SAVE ANTI-VIBRATION
 TECHNOLOGY.

TESORO > TOUR. MORE.

YOU HAVE PLANS. WE HAVE TESORO. READY TO GO AND EQUIPPED FOR FULL-ON COMMUTING OR HARD CORE TOURING. FULLY LOADED. WORRY FREE.




> FORK LOCKOUT

With the flick of the conveniently-placed lever, your Fatty DL50 fork goes from a 50mm suspension fork for rougher roads and trails to a super-efficient rigid fork when the going gets smooth.



> HUB-GENERATED LIGHT POWER

All Tesoros feature high-efficiency dynamo generator hubs for reliable, ecological power for lights.



> STYLISH INTEGRATION

Integrated front and rear lights, racks and fenders for dependable safety and function, no matter what the road throws your way.



TESORO 0

FRAME	TESORO SI, HEADSHOK, OPTIMIZED 6061 ALLOY, SAVE, EBB
FORK	HEADSHOK FATTY DL50, 50 MM W/LOCKOUT
CRANKS	TRUVATIV FIREX, 42T

DERAILLEURS, R/F	SHIMANO ALFINE 11 / N/A
BRAKES	MAGURA MT2
TIRES	SCHWALBE MARATHON SUPREME, 700X35C

BRUSHED ALUMINUM (GLOSS) (RAW)

RACK/FENDER	TUBUS RACK, CURANA FENDERS / CHAINCASE
LIGHTS	BUSCH & MULLER INTEGRATED LIGHTS
SIZES	MEN: 48, 52, 56, 60 CM / MIXTE: 42, 46, 52 CM



TESORO 0 MIXTE

BRUSHED ALUMINUM (GLOSS) (RAW)

FRAME	TESORO SI, HEADSHOK, OPTIMIZED 6061 ALLOY, SAVE, EBB
FORK	HEADSHOK FATTY DL50, 50 MM W/LOCKOUT
CRANKS	TRUVATIV FIREX, 42T

DERAILLEURS, R/F	SHIMANO ALFINE 11 / N/A
BRAKES	MAGURA MT2
TIRES	SCHWALBE MARATHON SUPREME, 700X35C

RACK/FENDER	TUBUS RACK, CURANA FENDERS / CHAINCASE
LIGHTS	BUSCH & MULLER INTEGRATED LIGHTS
SIZES	MEN: 48, 52, 56, 60 CM / MIXTE: 42, 46, 52 CM



TESORO 1 / TESORO 1 MIXTE

JET BLACK (GLOSS) (BLK)

FRAME	TESORO SI, HEADSHOK, OPTIMIZED 6061 ALLOY, SAVE
FORK	HEADSHOK FATTY DL50, 50 MM W/LOCKOUT
CRANKS	FSA COMET 46/36/28

DERAILLEURS, R/F	SHIMANO XT / SLX
BRAKES	MAGURA HS11
TIRES	SCHWALBE MARATHON SUPREME, 700X35C

RACK/FENDER	TUBUS RACK, CURANA FENDERS / CHAINCASE
LIGHTS	BUSCH & MULLER INTEGRATED LIGHTS
SIZES	MEN: 48, 52, 56, 60 CM / MIXTE: 42, 46, 52 CM



TESORO 2 / TESORO 2 MIXTE

CHARCOAL GRAY (GLOSS) (GRY)

FRAME	TESORO SI, OPTIMIZED 6061 ALLOY, SAVE
FORK	CANNONDALE, CARBON BLADES
CRANKS	SHIMANO DEORE

DERAILLEURS, R/F	SHIMANO SLX / SLX
BRAKES	AVID SINGLE DIGIT 5
TIRES	SCHWALBE MARATHON SUPREME, 700X35C

RACK/FENDER	TUBUS RACK, CURANA FENDERS / CHAINCASE
LIGHTS	BUSCH & MULLER INTEGRATED LIGHTS
SIZES	MEN: 48, 52, 56, 60 CM / MIXTE: 42, 46, 52 CM



TESORO 3 / TESORO 3 MIXTE

FINE SILVER (GLOSS) (SLV)

FRAME	TESORO SI, OPTIMIZED 6061 ALLOY, SAVE
FORK	CANNONDALE FATTY
CRANKS	SHIMANO ALIVIO

DERAILLEURS, R/F	SHIMANO ALIVIO / ACERA
BRAKES	AVID SINGLE DIGIT 5
TIRES	SCHWALBE MARATHON SUPREME, 700X35C

RACK/FENDER	TUBUS RACK, CURANA FENDERS / CHAINCASE
LIGHTS	BUSCH & MULLER INTEGRATED LIGHTS
SIZES	MEN: 48, 52, 56, 60 CM / MIXTE: 42, 46, 52 CM

BAD BOY

> URBAN. LEGEND.

URBAN MOBILITY WITH ATTITUDE. BAD BOY'S TRADEMARK MATTE BLACK LOOK, STEALTH-FIGHTER INSPIRED DESIGN AND RADICAL FORK OPTIONS MAKE AN UNDER-THE-RADAR STATEMENT UPTOWN, DOWNTOWN AND EVERYWHERE IN BETWEEN.



> SUBTLE CHIC

Bad Boy's trademark, understated matte black finish and hard-edged tube shapes look stylish and purposeful from any angle.



> UNIQUE FORK OPTIONS

To further personalize your own Bad Boy statement, choose from models with the sleek HeadShok DL50 with 50mm of travel, hydraulic damping and lockout, the radical single-legged Solo Rigid or the Fatty Rigid.



> ELEGANCE AND CONTROL

Because Bad Boy is more than just a bike, we use our OPI technology to engineer a gorgeous, one-piece forged, integrated bar and stem for Bad Boy's cockpit.



BAD BOY 0

FRAME BAD BOY STEALTH, OPTIMIZED 6061 ALLOY, EBB

FORK HEADSHOK FATTY DL50, 50 MM W/LOCKOUT, OPI

TIRES SCHWALBE KOJAK RACE GUARD, 700X28C

CRANKS TRUVATIV FIREX, 42T

DERAILLEURS R/F SHIMANO ALFINE 11 RAPIDFIRE, 11-SPEED

SHIFTERS SHIMANO ALFINE 11 RAPIDFIRE, 11-SPEED

JET BLACK W/REFLECTIVE DECALS (MATTE) (BBQ)

STEM CANNONDALE SI URBAN OPI STEM/HANDLEBAR

BRAKES MAGURA MT2 HYDRAULIC DISC

SIZES S, M, L, XL



BAD BOY 2

JET BLACK W/REFLECTIVE DECALS (MATTE) (BBQ)

FRAME	BAD BOY STEALTH, OPTIMIZED 6061 ALLOY
FORK	HEADSHOK FATTY DL50, 50 MM W/LOCKOUT, OPI
TIRES	SCHWALBE KOJAK RACE GUARD, 700X28C

CRANKS	SHIMANO M431, BAD BOY, 48/36/26
DERAILLEURS R/F	SHIMANO SLX / DEORE
SHIFTERS	SHIMANO DEORE

STEM	CANNONDALE SI URBAN OPI STEM/HANDLEBAR
BRAKES	MAGURA MT2 HYDRAULIC DISC, 160/160 MM
SIZES	S, M, L, XL



BAD BOY 3

JET BLACK W/REFLECTIVE DECALS (MATTE) (BBQ)

FRAME	BAD BOY STEALTH, OPTIMIZED 6061 ALLOY, EBB
FORK	CANNONDALE SOLO RIGID, OPI
TIRES	SCHWALBE KOJAK RACE GUARD, 700X28C

CRANKS	TRUVATIV FIREX 1.1G 42T
DERAILLEURS R/F	SRAM I-MOTION 3, 3-SPEED
SHIFTERS	SRAM I-MOTION 3, 3-SPEED

STEM	CANNONDALE SI URBAN OPI STEM/HANDLEBAR
BRAKES	MAGURA MT2 HYDRAULIC DISC, 160/160 MM
SIZES	S, M, L, XL

VICTORIES AND AWARDS



ROAD
MOUNTAIN
RECREATION/URBAN
WOMEN'S
HELMETS
APPAREL
SPECIFICATIONS



BAD BOY.
THERE'S ONLY ONE BADBOY. A
CANNONDALE ORIGINAL SINCE
1999.



BAD BOY 4

JET BLACK W/REFLECTIVE DECALS (MATTE) (BBQ)

FRAME BAD BOY STEALTH, OPTIMIZED 6061 ALLOY

CRANKS SHIMANO DEORE, 48/36/26

STEM CANNONDALE SI URBAN OPI STEM/HANDLEBAR

FORK CANNONDALE FATTY RIGID, OPI

DERAILLEURS R/F SHIMANO SLX / DEORE

BRAKES SHIMANO M446 HYDRAULIC DISC

TIRES SCHWALBE KOJAK RACE GUARD, 700X28C

SHIFTERS SHIMANO DEORE

SIZES S, M, L, XL



BAD BOY 6

JET BLACK W/REFLECTIVE DECALS (MATTE) (BBQ)

FRAME BAD BOY STEALTH, OPTIMIZED 6061 ALLOY

CRANKS SHIMANO ACERA M431, 48/36/25

STEM CANNONDALE C4

FORK CANNONDALE FATTY RIGID

DERAILLEURS R/F SHIMANO DEORE / ALIVIO

BRAKES SHIMANO M446 HYDRAULIC DISC

TIRES SCHWALBE KOJAK RACE GUARD, 700X28C

SHIFTERS SHIMANO ALIVIO

SIZES S, M, L, XL



BAD BOY 7 26"

JET BLACK W/REFLECTIVE DECALS (MATTE) (BBQ)

FRAME	BAD BOY 26", OPTIMIZED 6061 ALLOY
FORK	CANNONDALE FATTY RIGID, 26"
TIRES	SCHWALBE KOJAK RACE GUARD, 26X2.0"

CRANKS	SHIMANO ACERA M361, 48/36/26
DERAILLEURS R/F	SHIMANO ACERA / ACERA
SHIFTERS	SHIMANO ACERA

STEM	CANNONDALE C4
BRAKES	TEKTRO 855 V-BRAKE
SIZES	S, M, L, XL



BAD BOY 8

JET BLACK W/REFLECTIVE DECALS (MATTE) (BBQ)

FRAME	BAD BOY STEALTH, OPTIMIZED 6061 ALLOY, EBB
FORK	CANNONDALE SOLO RIGID, OPI
TIRES	SCHWALBE KOJAK RACE GUARD, 700X28C

CRANKS	TRUVATIV FIREX, 42T
DERAILLEURS R/F	SHIMANO ALFINE 8 RAPIDFIRE, 8-SPEED
SHIFTERS	SHIMANO ALFINE 8 RAPIDFIRE, 8-SPEED

STEM	CANNONDALE SI URBAN OPI STEM/HANDLEBAR
BRAKES	MAGURA MT2 HYDRAULIC DISC
SIZES	S, M, L, XL



BAD GIRL 1

JET BLACK (MATTE) (BBQ)

FRAME BAD GIRL, OPTIMIZED 6061 ALLOY

CRANKS SHIMANO M431, 48/36/26

STEM CANNONDALE SI URBAN OPI STEM/HANDLEBAR

FORK HEADSHOK SOLO DL50, 50MM W/LOCKOUT, OPI

DERAILLEURS R/F SHIMANO SLX / DEORE

BRAKES MAGURA MT2 HYDRAULIC DISC, 160/160MM

TIRES SCHWALBE KOJAK, 700X28C

SHIFTERS SHIMANO DEORE

SIZES S, T



BAD GIRL 2

JET BLACK (MATTE) (BBQ)

FRAME BAD GIRL, OPTIMIZED 6061 ALLOY

CRANKS SHIMANO M431, 48/36/26

STEM CANNONDALE SI URBAN OPI STEM/HANDLEBAR

FORK CANNONDALE FATTY RIGID, OPI

DERAILLEURS R/F SHIMANO DEORE / ALIVIO

BRAKES SHIMANO M446 HYDRAULIC DISC, 160/160MM

TIRES SCHWALBE KOJAK, 700X28C

SHIFTERS SHIMANO ALIVIO

SIZES S, T



BAD GIRL.
 LIKE A PUNKROCKER IN
 COUTURE DRESS.



HOOLIGAN 1

FRAME	NEW HOOLIGAN DELTA V, URBAN COMPACT
FORK	CANNONDALE SOLO RIGID, OPI
TIRES	KENDA QUEST, 20 X 1.5"

STEALTH GREY (MATTE) (GRY)

CRANKS	FSA VERO, SINGLE RING, DUAL ALLOY CHAINGUARD, 48T
DERAILLEURS R/F	SHIMANO NEXUS REVO 3-SPEED
SHIFTERS	SHIMANO NEXUS REVO 3-SPEED

BERSERKER GREEN (GLOSS) (GRN)

STEM	CANNONDALE C3 ADJUSTABLE
BRAKES	SHIMANO M375 MECHANICAL DISC, 160/160 MM
SIZES	ONE SIZE

WOMEN'S

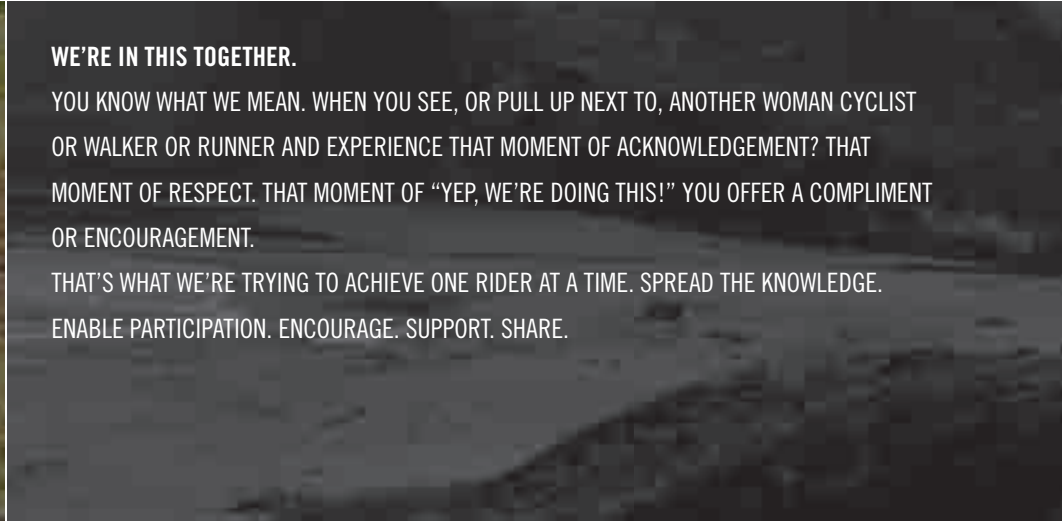

WOMEN'S ROAD

SUPERSIX	92
CAAD10	93
SYNAPSE CARBON	94
SYNAPSE ALLOY	94
SLICE CARBON	95

WOMEN'S MOUNTAIN

SCARLETT	96-97
LEXI	98-99
TRAIL SL	100-101








WE'RE IN THIS TOGETHER.

YOU KNOW WHAT WE MEAN. WHEN YOU SEE, OR PULL UP NEXT TO, ANOTHER WOMAN CYCLIST OR WALKER OR RUNNER AND EXPERIENCE THAT MOMENT OF ACKNOWLEDGEMENT? THAT MOMENT OF RESPECT. THAT MOMENT OF "YEP, WE'RE DOING THIS!" YOU OFFER A COMPLIMENT OR ENCOURAGEMENT.

THAT'S WHAT WE'RE TRYING TO ACHIEVE ONE RIDER AT A TIME. SPREAD THE KNOWLEDGE. ENABLE PARTICIPATION. ENCOURAGE. SUPPORT. SHARE.



WOMEN'S SUPERSIX

PRIMA. DONNA.

SUPERSIX WOMEN'S IS OUR SALUTE TO ELITE WOMEN RACERS EVERYWHERE. WITH ADVANCED CARBON TECHNOLOGY, WOMEN'S SPECIFIC SPECS AND FIT, IT'S ALSO OUR WAY OF RECOGNIZING THE PHENOMENAL THINGS WOMEN CAN DO WHEN GIVEN THE RIGHT TOOLS.



WOMEN'S SUPERSIX ULTEGRA

FRAME SUPERSIX WOMEN'S, FULL CARBON

FORK SUPERSIX, FULL CARBON

WHEELS MAVIC KSYRIUM EQUIPE

TIRES SCHWALBE DURANO S, 700X23C, FOLDING

CRANKS FSA SL-K LIGHT CARBON BB30, 50/34

DERAILLEURS SHIMANO ULTEGRA 6700

BLUE TINT CLEAR W/MAGNESIUM WHITE (GLOSS) (BLU)

SHIFTERS SHIMANO ULTEGRA 6700

BRAKES SHIMANO ULTEGRA 6700

SIZES 44, 48, 51, 54 CM

> RACE-WINNING PEDIGREE


Light and stiff, with an alive, communicative ride-feel, and women's specific geometry, the 2012 SuperSix Women's is the sister of the frame that carried Team Liquigas/Cannondale to victory in the Giro d'Italia and Vuelta a España.

> OVERSIZED FOR STIFFNESS

The massively oversized BeatBox BB area, 1-1/8" to 1.5" tapered steerer, deep-radius headtube and oversized asymmetric chainstays deliver point-and-shoot handling and maximum power transfer.

> HOURGLASS SEATSTAYS

Curved, hourglass-shaped seat stays allow for vertical deflection and compliance over less than perfect road surfaces. The result is improved control and comfort after long days in the saddle.



NO MATTER WHAT KIND OF RIDER YOU ARE, FROM AN EXCITED BEGINNER TO A SEASONED PRO, THERE'S SOMETHING IN THE CANNONDALE BIKE LINE THAT PERFECTLY SUITS THE TYPE OF RIDING YOU WANT TO DO. WE REFER TO IT AS CREATING THE PERFECT RIDE. AND BY THAT WE MEAN CREATING THE PERFECT RIDE FOR YOU.



WOMEN'S CAAD10 105

BRUSHED ALUMINUM W/ULTRA B LUE (GLOSS) (RAW)

FRAME	CAAD10 WOMEN'S, SMARTFORMED 6069 ALLOY, SPEED SAVE
FORK	CAAD10, FULL CARBON, SPEED SAVE
WHEELS	SHIMANO RS10

TIRES	SCHWALBE LUGANO, 700X23C, FOLDABLE
CRANKS	FSA GOSSAMER PRO BB30, 50/34
DERAILLEURS	SHIMANO 105 5700

SHIFTERS	SHIMANO 105 5700
BRAKES	SHIMANO 105 5700
SIZES	44, 48, 51, 54 CM



WOMEN'S SYNAPSE CARBON 105

INDIGO BLUE W/ MAGNESIUM WHITE (GLOSS) (BLU)

FRAME SYNAPSE WOMEN'S, FULL CARBON, SAVE PLUS

TIRES MAVIC AKSION, 700X25C, FOLDING

SHIFTERS SHIMANO 105 5700

FORK SYNAPSE, FULL CARBON, SAVE PLUS

CRANKS FSA GOSSAMER PRO BB30, 50/39/30

BRAKES SHIMANO 105 5700

WHEELS MAVIC AKSIUM WTS

DERAILLEURS SHIMANO 105 5700

SIZES 44, 48, 51, 54 CM



WOMEN'S SYNAPSE ALLOY TIAGRA

PORCELAIN BLUE W/WHITE PEARL (GLOSS) (BLU)

FRAME WOMEN'S SYNAPSE ALLOY, OPTIMIZED 6061 ALLOY, SAVE PLUS, BB30

TIRES SCHWALBE LUGANO, 700X25C

SHIFTERS SHIMANO TIAGRA 4600 W/ REACH ADJUST SHIMS

FORK SYNAPSE SAVE, CARBON BLADES

CRANKS FSA OMEGA, BB30, TRIPLE 50/39/30

BRAKES CANNONDALE C4 W/ CARTRIDGE PADS

WHEELS MADDUX R3.0, 28 HOLE

DERAILLEURS SHIMANO TIAGRA 4600

SIZES 44, 48, 51, 54, CM



IT'S PERFECT BECAUSE WE MADE IT WITH YOU IN MIND. FROM THE GROUND UP. WITH CONSIDERATION FOR THINGS AS DIVERSE AS A WOMAN'S PHYSIQUE, HAND SIZE, STANDOVER CLEARANCE, RIDING STYLES, EVEN GRAPHIC PREFERENCES. AND NOW IT'S WAITING FOR YOU. WELCOME TO CANNONDALE. WELCOME TO THE PERFECT RIDE.



WOMEN'S SLICE CARBON 105

MAGNESIUM WHITE W/ GREEN APPLE (GLOSS)

FRAME	SLICE WOMEN'S, FULL CARBON, AERO SAVE
FORK	SLICE AERO, FULL CARBON
WHEELS	MADDUX AERO G40 (650C/700C)

TIRES	SCHWALBE LUGANO, 700X23C / ULTREMO ZX, 650X23C
CRANKS	FSA GOSSAMER PRO BB30, 50/34 (650C, 53/39)
DERAILLEURS	SHIMANO 105 5700

SHIFTERS	SHIMANO DURA ACE
BRAKES	SHIMANO 105 5700
SIZES	47, 51, 54 CM

SCARLET RED. HOT.

CLIMB. DESCEND. SMILE. REPEAT.
BREAK THROUGH BOUNDARIES AND EXPERIENCE THE MOUNTAIN
LIKE NEVER BEFORE. CLIMB UP ON A SHORT-TRAVEL, EFFICIENT
XC BIKE. ROCK DOWN ON A PLUSH, STABLE LONG TRAVEL BIKE.
SCARLET'S MORE FUN EVERYWHERE.




> SCARLET SUSPENSION SYSTEM

The radical DYAD RT2 dual shock and Scarlet's shock linkage were designed for each other, providing incredible smoothness, traction and efficiency in Elevate mode (90mm), and a fluid bottomless feel in Flow mode (150mm). Climb faster, descend better, never compromise.



> DESIGNED TO RIP

The Scarlet's geometry is dialed for women. Smaller sizing, shorter top tubes and almost a full inch more standover than the Jekyll gives confidence through the sketchy stuff.



> ECS-TC SYSTEM

To create the most solid feeling, responsive and predictable handling bike possible, the ECS-TC (Enhanced Center Stiffness-Torsion Control) System uses features like these clamped 15mm thru-axles and doubled bearings at the rear dropouts to eliminate flex and play in the links and pivots.



SCARLET 2

FRAME	SCARLET, 150/90 MM, SMARTFORMED ALLOY
SUSPENSION	FOX DYAD RT2 150-90 MM / FOX 32 TALAS RL, 150 MM, 150R THRU AXLE, 1.5"
WHEELS	SUN RINGLE INFERNO 25, 32 HOLE

CRANKS	SRAM S1000 BB30, 44/33/22
DERAILLEURS, R/F	SRAM X7 / X7
SHIFTERS	SRAM X5

MAGNESIUM WHITE W/ RUBY RED (GLOSS) (WHT)

BRAKES	AVID ELIXIR 5, 180/180 MM
TIRES	SCHWALBE HANS DAMPF, 26 X 2.35", FOLDING
SIZES	P, S, M

LEXI

> GIRL. POWER.

LEXI, SISTER OF THE RZ ONE TWENTY, IS SYSTEM INTEGRATION AT ITS FINEST. THE REFINED SINGLE PIVOT SUSPENSION DESIGN, WOMEN'S SPECIFIC GEOMETRY, AND CUSTOM SHOCK LINKAGE PRODUCES THE ULTIMATE WOMEN'S BIKE FOR MARATHON RACING AND ALL DAY RIDING.



LEXI 2

NEARLY BLACK W/ PORCELAIN BLUE (GLOSS) (GRY)

FRAME	LEXI, 120MM, SMARTFORMED ALLOY
SUSPENSION	ROCKSHOX MONARCH RT / ROCKSHOX RECON GOLD TK, 120MM, 1.5"
WHEELS	SUN RINGLE SR25, DOUBLE WALL W/EYELET, 28 HOLE

CRANKS	SRAM S1000 BB30, 44/34/24
DERAILLEURS, R/F	SRAM X-9 / X7
SHIFTERS	SRAM X-7

BRAKES	AVID ELIXIR 3, 180/160MM
TIRES	SCHWALBE RACING RALPH PERFORMANCE, 26 X 2.25", FOLDING
SIZES	P, S, M

> SIZE-SPECIFIC SHOCK LINKAGE

As women's frame sizes get smaller often shock performance is compromised. While other bike manufacturers simply lower the shock mount, we created unique size-specific linkages so that Lexi's smaller frames maintain refined leverage ratios and shock performance.

> SYSTEM INTEGRATION

MUSCLE LESS, RIDE MORE. The lightweight Lexi features our System Integration approach which designs parts in harmony, enhancing weight saving and performance. The benefit to you is a light, nimble bike that you won't have to muscle around.

> ONE PIECE FORGING FOR STRENGTH AND LIGHT WEIGHT

Lexi's seat tube, bottom bracket shell and swingarm pivot are 3D forged as a single piece – we call it the Backbone – producing not just lighter overall weight but allowing uniform grain alignment throughout for extreme strength in this crucial area. Strong and incredibly light.



LEXI 3

MAGNESIUM WHITE W/ ROSY TOMORROW (GLOSS) (WHT)

FRAME LEXI, 120MM, SMARTFORMED ALLOY

CRANKS SHIMANO M430-8, 44/32/22

BRAKES SHIMANO M446, HYDRAULIC DISC, 185/160MM

SUSPENSION X FUSION E1 RL / ROCKSHOX RECON SILVER TK, 120MM, 1.5


DERAILLEURS, R/F SHIMANO DEORE / ALIVIO

TIRES KENDA SLANT 6, 26 X 2.1", FOLDING

WHEELS MADDUX DC3.0, DOUBLE WALL W/EYELET, 28 HOLE

SHIFTERS SHIMANO DEORE

SIZES P, S, M



VELONEWS, USA SPRING BUYER'S GUIDE '11.

"INSTEAD OF JUST A LOWERED SHOCK MOUNT, THE LEXI GETS A COMPLETELY DIFFERENT LINKAGE TO PRESERVE THE REFINED SHOCK PERFORMANCE AND LEVERAGE RATIO BUILT INTO THE RZ ONE TWENTY FAMILY."



WOMEN'S TRAIL SL 2

JET BLACK (MATTE) (BBQ)

FRAME	TRAIL SL WOMEN'S, OPTIMIZED 6061 ALLOY
SUSPENSION	RST DEUCE AIR, 100MM, LOCKOUT, REBOUND, 1.5"
WHEELS	MADDUX DC3.0, DOUBLE WALL W/EYELET, 28 HOLE

CRANKS	SHIMANO M430, 44/32/22
DERAILLEURS, R/F	SHIMANO SLX / ALIVIO
SHIFTERS	SHIMANO DEORE

BRAKES	SHIMANO BR-M446 HYDRAULIC DISC, 160/160MM
TIRES	SCHWALBE RAPID ROB, 2.1"
SIZES	P, S, M



WOMEN'S TRAIL SL 3

MAGNESIUM WHITE (GLOSS) (WHT)

FRAME	TRAIL SL WOMEN'S, OPTIMIZED 6061 ALLOY
SUSPENSION	RST DEUCE TNL, 100MM, SOFTER SPRING, LOCKOUT, 1.5"
WHEELS	MADDUX DC3.0, DOUBLE WALL W/EYELET, 28 HOLE

CRANKS	SHIMANO M430, 44/33/22
DERAILLEURS, R/F	SHIMANO DEORE / ALIVIO
SHIFTERS	SHIMANO ALIVIO


BRAKES	CANNONDALE HELIX 6 HYDRAULIC DISC, 160/160MM
TIRES	SCHWALBE RAPID ROB, 2.1"
SIZES	P, S, M



WOMEN'S TRAIL SL 5

CHARCOAL GRAY (GLOSS) (GRY)

FRAME	TRAIL SL WOMEN'S, OPTIMIZED 6061 ALLOY	CRANKS	SHIMANO M311, 42/32/22	BRAKES	PROMAX MECHANICAL DISC, 160/160MM
SUSPENSION	RST BLAZE TNL, 100MM, SOFTER SPRING, REBOUND, LOCKOUT, 1-1/8"	DERAILLEURS, R/F	SHIMANO ACERA / ALTUS	TIRES	SCHWALBE RAPID ROB, 2.1"
WHEELS	ALEX DC4.5, DOUBLE WALL, 28 HOLE	SHIFTERS	SHIMANO ALTUS	SIZES	P, S, M



TRAIL SL.
 DESIGNED BY WOMEN FOR WOMEN, WITH SIZE SPECIFIC SUSPENSION FORKS, WOMEN'S GEOMETRY AND COMPONENTS.

HELMETS

PROTECTION. PERFECTION.

PROTECTION PERFECTION WITHOUT COMPROMISE

1. DUAL DENSITY EPS TECHNOLOGY

For as long as Cannondale has been designing products, we've been rethinking them. Tinkering with them. Making them better. We did it here too. Cannondale's helmet designers took a cue from car manufacturers when building our revolutionary, cone-shaped impact-absorbing zones into our helmets. We call these zones Peak Protection. The two-layer, co-molded EPS foam in our helmets employ high- and low-density foam zones that disperse and redirect the force of an impact.

The result is a helmet that's both 12 percent lighter and meets CPSC safety standards.

2. EXOSKELETON REINFORCEMENTS

For almost 30 years we've been building high-performance bikes out of cutting edge materials. Now it's time to boost traditional helmet performance by adding our own touch: Alloys.

Get bigger venting, improved airflow, and zero loss of protection. Cannondale's SI alloy reinforcement bridges span critical intersections to simultaneously boost helmet strength and cool factor.

Exterior alloy bridges under the helmet shell are both functional and fashionable.

3. EMBEDDED CHASSIS

Think of it as a roll bar for your head. Think safety. Think sexy. Think superior engineering. Embedded into every Cannondale helmet is a nylon chassis that helps maintain helmet integrity in the case of a crash. The benefits are superior strength, superior ventilation, superior protection. While still looking beautiful.

4. POLYCARBONATE OUTER SHELL

Integrity. That's a word few helmet makers actually use, but one that's at the core of Cannondale. We fuse the EPS foam with the vacuum-formed shell, creating an integrated, one-piece helmet that has the structural integrity serious riders demand.

5. NEW OCCIPITAL PAD FIT SYSTEM

A bad fitting helmet is not only uncomfortable but not functional. Cannondale's new proprietary fit system was designed with the rider in mind. The soft-touch, form fitting pad uses an on-board micro-adjustment knob to dial in the perfect fit. This makes one-handed adjustments possible while still on the bike.



TERAMO


- ROAD
- MOUNTAIN
- RECREATION/URBAN
- WOMEN'S
- HELMETS
- APPAREL
- SPECIFICATIONS



MATTE JET BLACK AND SILVER



GLOSS PEARL WHITE AND FINE SILVER



PRODUCT BENEFITS

Peak Protection shell technology uses dual-density EPS foam to reduce weight while maintaining the highest industry safety standards.

Multi-molding polycarbonate shell technology bonds the outer shell with the EPS shell for one-piece integrated design

System Integrated Micro-Dial Fit w/ Ergo-Fit EVA occipital pad offers unmatched comfort and customizable fit

Comfortable soft-touch webbing with cam-lock dividers offer secure adjustment and all-day wearability

SI alloy exoskeleton cage reinforcements combine with internal roll cage; the combination reinforces critical vent bridges for best-in-class safety and ventilation

Two sizes: L/XL 58-62cm - S/M 52-58cm. 245gm (s/m with visor)

23 flow-through vents with internal channeling control heat by maintaining a air flow though the helmet and Wicking pads with heat-sealed seams keep sweat under control

Complies with the following standards: USA CPSC, CE EN1078, AS/NZ 2063

RYKER



MATTE JET BLACK AND GREEN



MATTE MEG WHITE AND RED

PRODUCT BENEFITS

System Integration Micro-Dial Fit w/ Ergo-Fit EVA occipital pad offers unmatched comfort and customizable fit

Wicking pads with heat-sealed seams keep sweat under control

SI alloy exoskeleton cage reinforcements combine with internal roll cage; the combination reinforces critical vent bridges for best-in-class and ventilation

Removable visor

Multi -molding polycarbonate shell technology bonds the outer shell with the EPS shell for one-piece integrated design

Two sizes: L/XL 58-62cm - S/M 52-58cm. 265gm (s/m with visor)

Comfort able soft-touch webbing with cam-lock dividers offer secure adjustment and all-day wearability Complies with one or more of the following standards:

Complies with the following standards: USA CPSC, CE EN1078, AS/NZ 2063

RADIUS



MATTE JET BLACK AND SILVER



GLOSS MEG WHITE AND FINE SILVER

- ROAD
- MOUNTAIN
- RECREATION/URBAN
- WOMEN'S
- HELMETS
- APPAREL
- SPECIFICATIONS

PRODUCT BENEFITS

System Integration Micro-Dial Fit w/ Ergo-Fit EVA occipital pad offers unmatched comfort and customizable fit

Comfort able soft-touch webbing with cam-lock dividers offer secure adjustment and all-day wearability

SI internal roll cage allow for large open venting and Wickingpads with heat-sealed seams keep sweat under control

Removable visor

22 flow-through vents span the helmet and keeps riders cool in any terrain

Two sizes: L/XL 58-62cm - S/M 52-58cm. 300gm (s/m with visor)

Multi -molding polycarbonate shell technology bonds the outer shell with the EPS shell for one-piece integrated design

Complies with the following standards: USA CPSC, CE EN1078, AS/NZ 2063

QUICK



GLOSS MEG WHITE AND SILVER



GLOSS JET BLACK AND RED



GLOSS JET BLACK AND BLUE

PRODUCT BENEFITS

System Integration Micro-Dial Fit w/ Ergo-Fit EVA occipital pad offers unmatched comfort and customizable fit

Wicking pads with heat-sealed seams keep sweat under control

Single-mold polycarbonate shell technology bonds the outer shell with the EPS shell for one-piece integrated design

Removable visor

19 flow-through vents span the helmet and keeps riders cool in any terrain

Two sizes: L/XL 58-62cm - S/M 52-58cm. 310gm (s/m with visor)

Comfort able soft-touch webbing with cam-lock dividers offer secure adjustment and all-day wearability

Complies with the following standards: USA CPSC, CE EN1078, AS/NZ 2063

APPAREL

TEAM.

AT CANNONDALE, WE NEVER STOP INNOVATING. WE NEVER STOP TESTING AND PUSHING OUR PRODUCTS BEYOND CONVENTIONAL LIMITS. OUR TEAMS FEEL THE SAME WAY ABOUT RACING. AUTHENTIC TEAM ISSUE APPAREL REFLECTS OUR TEAM'S SPIRIT OF NEVER SETTLING. THEY NEVER SETTLE ON THE LAST MILE, THE LAST CLIMB, THE LAST FINISH. THEY CONSTANTLY PUSH TO BE STRONGER, FASTER, AND BETTER.

NOW BRING THAT SPIRIT TO YOUR NEXT RIDE.



LIQUIGAS-CANNONDALE

ROAD
MOUNTAIN
RECREATION/URBAN
WOMEN'S
HELMETS
APPAREL
SPECIFICATIONS



LIQUIGAS-CANNONDALE JERSEY



LIQUIGAS-CANNONDALE JERSEY BLK



LIQUIGAS-CANNONDALE L/S JERSEY



LIQUIGAS-CANNONDALE
STANDARD BIB SHORT



LIQUIGAS-CANNONDALE
STANDARD BIB SHORT BLK

LIQUIGAS-CANNONDALE S/S JERSEY WHT/BLK

Fabric: Xlerator

Raglan Sleeve

Full graphic sublimated body

3 elasticized rear pockets

13" invisible front zipper

LIQUIGAS-CANNONDALE L/S JERSEY

Fabric: Xlerator

Raglan Sleeve

Full graphic sublimated body

3 elasticized rear pockets

Full front zipper

LIQUIGAS-CANNONDALE STANDARD BIB SHORT WHT/BLK

Fabric: Nitrus

White mesh bib

Clean finish gripper

Full graphic sublimated body

LGC RC PRO Chamois

CANNONDALE FACTORY RACING TEAM



CANNONDALE FACTORY RACING TEAM JERSEY HE



CANNONDALE FACTORY RACING TEAM VEST



CANNONDALE FACTORY RACING TEAM L/S JERSEY



CANNONDALE FACTORY RACING TEAM BIB SHORTS

CANNONDALE FACTORY RACING TEAM JERSEY HE

X L.E. fabric

Contents Body: 100% polyester

Contents Mesh: 90% polyester, 10% spandex

Vortex Mesh stretch inserts on side panels and underarm gussets for added ventilation

Full-length zipper for added ventilation

3 traditional back pockets for storage

CANNONDALE FACTORY RACING TEAM L/S JERSEY

Contents: 100% polyester

Semi Fitted

UPF Range: Excellent

Full-length zipper for added ventilation

3 traditional back pockets for storage

CANNONDALE FACTORY RACING TEAM VEST

Micro-Fine Plus is a one-layer breathable, water-repellent, windproof, and very packable fabric

Contents: 100% polyester

Mesh back above the pockets helps radiate heat and boost comfort

Full front exposed zipper with wind guard

3 elastic back pockets

Fleece inside collar

CANNONDALE FACTORY RACING TEAM BIB SHORTS

Polyester/Lycra blend for superb fit and compression

Contents Body: 68% nylon, 18% polyester, 14% spandex

Contents Contrast: 76% polyester, 24% spandex

Contents Mesh: 84% polyester, 16% spandex

Comfortable, contoured 8-panel design

Synergy Chamois, with multiple foam densities and perforated panels

CANNONDALE AUTHORIZED DISTRIBUTORS

THE FOLLOWING LISTS ARE SUBJECT TO CHANGE WITHOUT NOTICE

BELARUS:
SINUJ MEDVED, OSIPENKO 2, 92, 220053, MINSK,
TEL: +375 29 621 86 07, EMAIL: CONTACT@VELOZONA.BY

BULGARIA:
KCP GROUP, 50 SFAKION STR 12131, GREECE,
TEL: +30 210 5317960, FAX: +30 210 5317961,
EMAIL: INFO@KCP.GR, WWW.KCP.GR

CROATIA:
KEINDL SPORT, RELJKOVICEVA 2, 10000 ZAGREB,
TEL: +385 1 3711 711, FAX: +385 13708324,
EMAIL: INFO@KEINDL-SPORT.COM, WWW.KEINDL-SPORT.COM

CZECH REPUBLIC:
ASPIRE SPORTS S.R.O., KARASEK 11, BRNO, 62100,
TEL: +420 532 199 540, FAX: +420 532 199 554,
EMAIL: MARIAN.MATERNA@ASPIRE.CZ, WWW.ASPIRE.CZ

CYPRUS:
KCP GROUP, 50 SFAKION STR 12131, GREECE,
TEL: +30 210 5317960, FAX: +30 210 5317961,
EMAIL: INFO@KCP.GR, WWW.KCP.GR

ESTONIA:
EXTREME SPORT AS, MERIVÄLJA TEE 1, 11911 TALLINN,
TEL: +372 650 8686, FAX: +372 650 8687,
EMAIL: INFO@EXTREME.EE, WWW.EXTREME.EE

GREECE:
KCP GROUP, 50 SFAKION STR 12131, GREECE,
TEL: +30 210 5317960, FAX: +30 210 5317961,
EMAIL: INFO@KCP.GR, WWW.KCP.GR

HUNGARY:
MALI BICYCLE TECHNOLOGY, SZINESFEM U. 22-24, 1211
BUDAPEST, TEL: +36-1420-5032, FAX: +36-142-0532, EMAIL:
MALI@MALI.HU

ICELAND:
GA PETURSSON LTD., FAXAFEN 7, 108 REYKJAVIK, BOX 8176,
TEL: +354 5200 200, FAX: +354 5200 301,
EMAIL: MOGENS@GAPIS, WWW.GAPIS

KAZAKHSTAN:
LIMPOPO OUTDOOR, 534 SEIFALLIN STR., ALAMATY, 050022,
TEL: 73272617061, FAX: 73272617265,
EMAIL: LIMPOP@NURSAT.KZ, WWW.LIMPOPO.KZ

LATVIA:
IKS SPORTS, DZUTAS STR 8, RIGA, LV1006,
WWW.XSPORTS.LV, INFO@XSPORTS.LV,
TEL: 0037167545537, FAX: 0037167545523

MALTA:
PEDAL POWER, 56 TRIQ IS-STAZZJON, B'KARA BKR 12, MALTA,
TEL: +356 212 27265, FAX: +356 212 27265,
EMAIL: MUSCO@GLOBAL.NET.MT, WWW.PEDPOWERMALTA.COM

POLAND:
PGR SP. Z O.O., UL RYDYGIERA 8/BUD.20B, LOK 227,
WARSAWA 01-793, TEL: +48 22 6699690,
EMAIL: BIURO@GRUPAPGR.PL, WWW.GRUPAPGR.PL

ROMANIA:
MAROS BIKE, AUREL VLAICU NO. 120, CLUJ NAPOCA,
TEL: +40 2644 10779,
EMAIL: OFFICE@MAROSSPORT.RO, WWW.MAROSBIKE.RO

RUSSIA:
SLOPESTYLE, 15, PROEKTNAYA STREET, GAGARIN'S
MICRODISTRICT, BALASHIKHA, MOSCOW REGION, 143900,
PHONE: 007 495 9684908,
EMAIL: INFO@SLOPESTYLE.COM, WEBSITE: SLOPESTYLE.RU

SERBIA:
PLANET BIKE CO. DOO, MILOSA OBILICA 9-11, 37000
KRUSEVAC,
TEL: +381 37 420000, FAX: +381 37 420011,
EMAIL: OFFICE@PLANETBIKE.RS, WWW.PLANETBIKE.RS

SLOVAKIA:
EXIMO S.R.O., TRENCIANSKA 764/409, 01851 NOVA DUBNICA,
SLOVAKIA, TEL: 00421-424430034, FAX: 00421424430034,
EMAIL: EXIMO@PSG.SK

SLOVENIA:
SPORT TRADE 2000 D.O.O., CELOVSKA 280, LJUBLJANA, 1000,
TEL: +386-15104940, FAX: +386-151 82163,
EMAIL: SANDI.GABROVSEK@SIOL.NET, WWW.FUNSPORTS.SI

TURKEY:
DELTA BISKIKLET HQ, BOSNAHERSEK CD. 20/D, 06510, EMEK
ANKARA, TURKEY, TEL: +90312 2236027, FAX: +90312

2223492,
EMAIL: INFO@DELTABISKIKLET.COM, WWW.DELTABISKIKLET.COM

UKRAINE:
VELOTRADE, ENAKIEVSKAYA 2E, KHARKOV UKRAINE,
TEL: +38057 7544980, FAX: +38057 7544 981,
EMAIL: MAXIM_IVANOV@VELOTRADE.COM.UA,
WWW.VELOPLANETA.COM.UA

EUROPEAN DISTRIBUTORS:
DISTRIBUTORS@CANNONDALE.COM,
TEL: 0041 61 4879387, TEL: 0041 61 4879385,
FAX: 0031-541-573587, FAX: 0031-541-514240

EUROPEAN TOURISM/RESORTS:
DISTRIBUTORS@CANNONDALE.COM,
TEL: 0041 61 4879387, TEL: 0041 61 4879385,
FAX: 0031-541-573587, FAX: 0031-541-514240

EUROPEAN APPAREL/ACCESSORIES DEALERS:
DISTRIBUTORS@CANNONDALE.COM,
TEL: 0041 61 4879387, FAX: 0041 61 4879385

INTERNATIONAL SALES:
172 FRIENDSHIP VILLAGE RD, BEDFORD, PA 15522 USA,
TEL: 814-623-4391, FAX: 814-623-2107,
EMAIL: INTERNATIONAL@CANNONDALE.COM

ARGENTINA:
LAURO COMPETICION, AVDA. SAN PEDRITO 577, BUENOS
AIRES, ARGENTINA 01406, TEL: 4613-8859, FAX: 54-11-
4612-8805,
EMAIL: LAUROCOMPETICION@HOTMAIL.COM,
WWW.CANNONDALEARARGENTINA.COM

ARGENTINA:
10X SRL, URUGUAY 1025 PISO 3, BUENOS AIRES, ARGENTINA
1016, TEL: 54-11-4815-5952,
EMAIL: INFO@10X.COM.AR, WWW.10X.COM.AR

BERMUDA:
THE NEW WINNERS EDGE, 34 CHURCH STREET, HAMILTON
HM11, BERMUDA, TEL: 441-295-6012, FAX: 411-292-1904

BOLIVIA:
VISAL IMPORT & EXPORT, AVENIDA BANZER #656, SANTA CRUZ,
BOLIVIA, TEL: (591-3) 341 4141, FAX: (591-3) 341 4600

BORNEO:
CANNASIA, 101 FRANKEL AVE., SINGAPORE
TEL/FAX: 65-6441-4772, WWW.CANNASIA.COM

BRAZIL:
CANNONDALE BRASIL, AV. PROF. SYLIA MATOS, 370,
CEP 04182-010 SAO PAULO BRAZIL,
TEL: 2264-2167/2264-2143, WWW.CANNONDALE.COM.BR

BRUNEI:
CANNASIA, 101 FRANKEL AVE., SINGAPORE, 458224,
TEL: 65-6441-4772,
EMAIL: CANNASIA@MBOX5.SINGNET.COM.SG, WWW.CANNASIA.
COM

CAMBODIA:
FLYING BIKES SHOP, NO. 8 STREET 114 PHNOM PENH,
CAMBODIA, TEL: +855-1280-6035, EMAIL: FLYINGBICYCLES@
ONLINE.COM.KH, FACEBOOK: FLYINGBIKES2

CHILE:
INVERSIONES INTERCYCLES LTDA., AV. NEUVA LAS CONDES,
12.270 #101, SANTIAGO, CHILE, SOUTH AMERICA,
TEL: 562-215-3470, FAX: 562-217-3167,
EMAIL: CYCLES@CANNONDALE.CL

CHINA:
KELE SHANGJU TRADING CO. LTD (SHENZHEN) F2-28 ARC DE
TRIOMPHE STR CITY VALLE SHAHE WEST ROAD 2029 NANSHAN
SHENZHEN PR CHINA, TEL: 755-267-54695

COSTA RICA:
XCESSO S.A., SAN JOSE, COSTA RICA, TEL: 506-2290-5696,
FAX: 506-2290-3412, EMAIL: XCESSO@ARCSA.CO.CR

COLOMBIA:
PROPARTES COMPLEJO LOGISTICO INDUSTRIAL SIBERIA BDG
11150 MTS DE LA GLORIETA DE SIBERIA VIA COTA, COLOMBIA,
TEL: 571-896-6363, FAX: 571-876-6070,
EMAIL: JFRANCO@PROPARTES.COM, WWW.PROPARTES.COM,
WWW.PROBIKE.COM

DOMINICAN REPUBLIC:
ARO & PEDAL, 27 DE FEBRERO #112, SANTO DOMINGO,
DOMINICAN REPUBLIC, TEL: (809) 686-5861,
FAX: (809) 687-6548, EMAIL: ARO.PEDAL2@CODETEL.NET.DO

ECUADOR:
BIKELIFE, SHIRYS N41-206 E ISLA FLOREANA, QUITO ECUADOR
TEL: 593-99-217050, FAX: 593-22-440312

EL SALVADOR:
GRUPO EXTREMO, BLVD SANTA ELENA ATRIUM PLATA 5Y6,
ANTIQUO CUSCATLAN SAN SALVADOR, EL SALVADOR, TEL:
502-228-99636

GUAM:
HORNET BICYCLES, PO BOX 8294, TAMUNING, GUAM 96931,
TEL: 671-646-9191, FAX: 671-646-1900,
EMAIL: HIKKO@GUAMCELL.NET

GUATEMALA:
BIKE CENTER, S. A., 20 CALLE 24-67 ZONA 10, PARIS PLAZA,
LOCAL 2-3, GUATEMALA CITY GUATEMALA, TEL: 502-333-4388,
FAX: 502-333-7394, EMAIL: BIKECENTER@INTELNETT.COM

HONDURAS:
HONDURIBIKES, COL HUMUYA AV. SABANA TEGUCIGALPA,
HONDURAS, TEL/FAX: 504-239-2192

HONG KONG:
FLYING BALL BICYCLE, UNIT C58 LAI SUN COMMERCIAL
CENTER, 680 CHEUNG SHA WAN ROAD, KOWLOON, HONG KONG,
TEL: 852-238-13661, FAX: 852-239-74406, WWW.FLYINGBALL.
COM

INDIA:
TUBE INVESTMENTS OF INDIA, PO BOX 5, MTH RD AMBATTUR,
CHENNAI 60053, INDIA,
TEL: 914 428 553492, FAX: 914 -428-553757

INDONESIA:
CANNASIA PTE. LTD., 101 FRANKEL AVE., SINGAPORE, 458224,
TEL: 65-6441-4772, EMAIL: CANNASIA@MBOX5.SINGNET.COM.
SG, WWW.CANNASIA.COM

ISRAEL:
O.R CYCLING LTD., 6296 METANYA 42160,
TEL: +972-(0)-891-7395,
EMAIL: INFO@CANNONDALE.CO.IL, WWW.CANNONDALE.CO.IL

JAMAICA:
HI TECH INDUSTRIES LTD., 8 DUMFRIES ROAD KINGSTON 10
JAMAICA W. INDIES, TEL: 876 855 8888, FAX: 876 978 7414

KOREA:
SANBADA SPORTS, 1F GUNDO BUILDING 278-19, NONHYUN-
DONG, SEOUL, KOREA, TEL: 822-543-6390, FAX: 822-3442-
6391, EMAIL: SANBADA1@JUNITEL.CO.KR

KUWAIT:
SILICON VALLEY GROUP, CANNONDALE STORE, SHUWAIKH
INDUSTRIAL AREA, KUWAIT CITY, KUWAIT, TEL: 965-482-6723
EMAIL: SVG@QUALITYNET.NET

LEBANON:
VOZ MAX, ASCO CENTER, SASSINE, BEIRUT, LEBANON,
TEL: 961-132-6111, FAX: 961-132-8666, WWW.VOZMAXLB.
COM

MALAYSIA:
CANNASIA PTE. LTD., 101 FRANKEL AVENUE, SINGAPORE,
458224, TEL: 65-6441-4772, CANNASIA@SINGNET.COM.SG,
WWW.CANNASIA.COM

MAURITIUS:
EMCAR LTD, OLD MOKA ROAD , BELL VILLAGE,
REPUBLIC OF MAURITIUS, TEL: 230-208-6335, FAX: (230)
212-5952

MEXICO:
TRIATHLON BOUTIQUE, AV. DIVISION DEL NORTE #2957,
COL. ROSEALD COYOACAN, MEXICO 04330, D.F.,
TEL: 525-5549-5291, FAX: 525-549-5291,
VIANSI_BICI@INFOSOL.NET.MX

NETHERLAND ANTILLES:
TRI-SPORT N.V., #14B AIRPORT BLVD SIMPSONBAY,
ST. MAARTEN, NETHERLANDS ANTILLES,
TEL: (599)545-4385, FAX: (599)545-4384,
WWW.TRISPORT@SINTMAARTEN.NET

NEW CALEDONIA:
ROYAL MOTORS SA., 9, ROUTE DE LA BAIE DES DAMES B.P.
2548, NOUMEA, NEW-CALÉDONIA, 98846,
TEL: 687 285 912, FAX: 687 286 320,
WWW.R.MOTORS@GROUPEDANG.NC

NEW ZEALAND:
WH WORRALL, 43 FELIX STREET, PENROSE, AUCKLAND,
NEW ZEALAND, TEL: (649) 636 0641;

EMAIL: OFFICE@WORRALL.CO.NZ

PANAMA:
LATIN BIKES S.A., CALLE 50 FINAL Y VIA CINCUENTENARIO,
EDIFICIO ADELINA, LOCAL #1, SAN FRANCISCO, PANAMA,
TEL: (507) 60902002

PERU:
CYCLING S.R.L., AV. TOMAS MARSANO 2851, HIGUERETA-
SURCO, LIMA, PERU, TEL/FAX: 511-271-0247,
WWW.CYCLING@TERRA.COM.PE

PHILIPPINES:
NEWTON MULTI-SALES, 689-D DEL MONTE AVE., SFDI QUEZON
CITY, METRO MANILA, PHILIPPINES, 1100,
TEL: (0632)3725127-28 & 3717231, 5595301, 5595311,
FAX: (0632) 3735439, EMAIL: BIKE_NEWTON@YAHOO.COM

PUERTO RICO:
TL BICYCLE DISTRIBUTOR INC, EDIF. MAR DE ISLA VERDE APT
10-Q, SAN JUAN PUERTO RICO, 00979, TEL: 787 613 1040,
EMAIL: TONYLUGOPR@GMAIL.COM

PUERTO RICO:
BIKE WORKS INC. 1500 BORI ST. SUITE #4 SAN JUAN PR 00927,
TEL: 787-763-4369, FAX: 787-763-4398,
EMAIL: DTORRELLAS@CICLOMUNDO.COM,
WEBSITE: WWW.CICLOMUNDO.COM

SINGAPORE:
CANNASIA PTE. LTD., 101 FRANKEL AVENUE, SINGAPORE
458224,
TEL: 65-6441-4772, CANNASIA@SINGNET.COM.SG,
WWW.CANNASIA.COM

SOUTH AFRICA:
OMNICO (PTY) LTD, UNIT 1 B KIMBULT INDUSTRIAL
PARK, 8 ZEISS ROAD, HONEYDEW, SOUTH AFRICA, 2170,
LIONEL DIPPENAR, TEL: +27(0)117943808, MOBILE :
+27(0)832587777,
LIONEL@OMNICO.CO.ZA, WWW.OMNICO.CO.ZA

TAIWAN:
THREE PEAKS BICYCLE COMPANY, NO. 222 JIN-XIAN 8TH RD,
TAICHUNG TAIWAN, TEL: 886-424-368842,
WWW.THREEPEAKS.COM.TW

THAILAND:
CYCLOHOLIC 45/39 SOI ATTHAKRAWEE 1, SUKHUMVIT 26 ROAD
(SOI AREE) BANGKOK, THAILAND 10110, TEL: +66815678886
EMAIL: THAICANN@CANNASIA.COM, WWW.THAICANNASIA.COM

TRINIDAD:
MOTORCYCLES ETC., 105 AJIM ALI STREET, MONROE ROAD
CUMUPUA, TRINIDAD AND TOBAGO, TEL: 868-693-2754,
FAX: 868-221-7746, EMAIL: SALES@MOTORCYCLEETC.COM,
WEBSITE: WWW.MOTORCYCLEETC.COM

TRINIDAD:
SPORTS & GAMES 47 TISSUE DRIVE TRINICITY, TRINIDAD,
TEL: 868-640-2507, FAX: 868-640-0505

UNITED ARAB EMIRATES:
PROZONE P.O. BOX # 123500 DUBAI (UNITED ARAB EMIRATES)
TEL: +9714 33-88644, FAX: +009714 3385552,
EMAIL: INFO@PROZONELTD.COM, WWW.DUBAICYCLES.COM

URUGUAY:
MOTOCICLO SA, AV SAYAGO 1385-CP 12400, MONTEVIDEO,
URUGUAY, TEL: 5982 354 20 80

VENEZUELA:
BICI BIKES, 2A AV., ED. ARTELITO LOCAL 5 (WINDCTR) LOS
PALOS GRANDES, CARACAS, VENEZUELA 1041, TEL: 58-212-
286-0285, FAX: 58-212-283-7466

VENEZUELA:
BICIMANIA C.A., C.C., M.AVE. BOLIVAR, PORLAMAR,
MARGARITA ISLAND, VENEZUELA, TEL: 58-295-262-9116,
FAX: 58-295-262-9116, BICIMANIA@CANTV.NET

VENEZUELA:
BIKE SPORTS/VENEZUELA-CENTRO COMERCIAL IBARRA, LOCAL
3A, CALLE GARCILAZO, COLINAS DE BELLO MONTE, CARACAS,
VENEZUELA, TEL: 58-212-751-9730, FAX: 58 212 753 5071

WORLD WIDE MILITARY SALES:
TEL: 814 623 4391, FAX: 814 623 2107, INTERNATIONAL@
CANNONDALE.COM

WORLD WIDE TOURISM & RESORTS:
TEL: 814 623 4391, FAX: 814 623 2107, INTERNATIONAL@
CANNONDALE.COM

CANNONDALE CORPORATE OFFICES

CANNONDALE USA
CYCLING SPORTS GROUP, INC.
172 FRIENDSHIP ROAD,
BEDFORD, PENNSYLVANIA, 15522-6600, USA
(VOICE): 1-800-BIKE-USA
(FAX): 814-623-6173
(EMAIL): CUSTSERV@CYCLINGSPORTSGROUP.COM

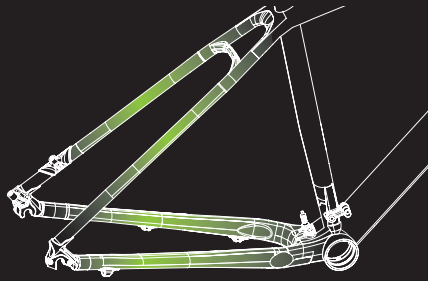
CANNONDALE EUROPE
CYCLING SPORTS GROUP EUROPE, B.V.
MAIL: POSTBUS 5100 / VISITS: HANZEPOORT 27
7570 GC, OLDENZAAL, NETHERLANDS
(VOICE): + 41 61.4879380
(FAX): 31-5415-14240
(EMAIL): SERVICEDESKEUROPE@CYCLINGSPORTSGROUP.COM

CANNONDALE AUSTRALIA
CYCLING SPORTS GROUP
UNIT 8, 31-41 BRIDGE ROAD
STANMORE NSW 2048
PHONE: +61 (0)2 8595 4444
FAX: +61 (0) 8595 4499
E-MAIL: ASKUS@CYCLINGSPORTSGROUP.COM.AU

CANNONDALE JAPAN
NAMBA SUMISO BUILDING 9F,
4-19, MINAMI HORIE 1-CHOME,
NISHI-KU, OSAKA 550-0015, JAPAN
(VOICE): 06-6110-9390
(FAX): 06-6110-9361
(EMAIL): CJCUSTSERV@CANNONDALE.COM

KEY TECHNOLOGIES

SAVE MICRO-SUSPENSION TECHNOLOGY



SAVE MICRO-SUSPENSION TECHNOLOGY

MORE COMFORT. MORE SPEED.

SAVE Micro-Suspension Technology is our series of four ride-tuned micro suspension systems designed to reduce road shock and vibration. Through the use of sophisticated carbon layups and highly-manipulated aluminum we create areas on the rear chain-stays and seatstays, fork blades or seatpost that resist side-to-side forces while absorbing vertical forces. This translates into reduced fatigue and increased comfort, letting you ride longer and ride faster.

SPEED SAVE RACE-FOCUSED

Like the suspension on F1 cars, SPEED SAVE features are engineered to make the bike faster, not just more comfortable. Emphasizing light weight and torsional rigidity, SPEED SAVE delivers improved rolling speed, better acceleration, and faster cornering speeds without affecting power transfer. Found on SuperSix EVO, CAAD10, SuperX and Flash models

SAVE PLUS COMFORT-RACE

SAVE PLUS offers even more shock absorption and rider protection than SPEED SAVE. Perfect for carrying top speed over the cobbles of northern Europe or for smoothing out your next Gran Fondo. Found on Synapse Carbon and Synapse Alloy.

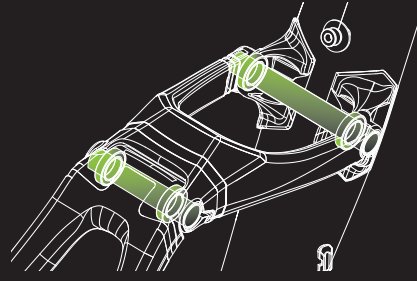
AERO SAVE AERODYNAMIC

AERO SAVE mates energy saving shock absorption with slippery aerodynamic shapes. By absorbing the jarring vibrations of the road, AERO SAVE allows you to stay in the aero position longer, stay in better control over rough surfaces, and come off the bike fresher for the run. Chrissie Wellington's secret weapon. Found on Slice.

SAVE EVERYDAY, MIXED-SURFACE RIDING

Simple and effective SAVE features, engineered to protect you from energy-sapping vibration. SAVE will smooth out your ride, whether dropping off a curb, dodging obstacles on city streets or hopping logs off-road. Found on Quick, Bad Boy, Bad Girl, Trail, CAAD8 and Tesoro.

ECS-TC (ENHANCED CENTER STIFFNESS – TORSION CONTROL) SYSTEM



ECS-TC (ENHANCED CENTER STIFFNESS – TORSION CONTROL) SYSTEM

A frame is only as stiff as its weakest parts. On dual suspension bikes, those weakest parts are often the crucial bearings and links that join the swingarm to the front triangle. The vague, imprecise sensation felt on so many bikes is caused by the subtle movement and flex that occurs in the connecting hardware as the loads on the bike shift from side-to-side. Individual cartridge bearings all exhibit slight lateral play as the races shift and begin loading the bearings. Links and axles often flex and rotate relative to each other, and these small factors all combine to negatively influence what we call Center Stiffness. To create bikes with solid Center Stiffness, which respond instantly to rider input and deliver unprecedented sensitivity and feedback, we designed a multi-part system, eliminating any flex and play in the links and bearings.

DOUBLE CLAMPED 15MM THRU-AXLES

The ECS-TC system uses 15mm thru-axles for the key pivots. By placing axle bearings in-board and clamping the ends of the axle, the axle becomes a structural part of the link or swingarm. Tying the two sides of the link or swingarm together via the axle in this manner radically increases the system's ability to resist twisting loads.

ULTRA-WIDE BEARING PLACEMENT

Just like you are more stable standing with your feet apart than together, the further apart you can place cartridge bearings, the better they can support each other and the stiffer the system can be. ECS-TC systems always space the bearings as widely as possible.

DOUBLE-STACKED REAR DROPOUT PIVOT BEARINGS

At the rear dropout, where the wheel prevents the two pivots from being joined by an axle, we double-stack two bearings side by side in each pivot. This greatly increases the seat stays ability to instantly resist twisting loads, making for an incredibly solid feeling swingarm.

COLLET SLEEVE BEARING PRELOAD

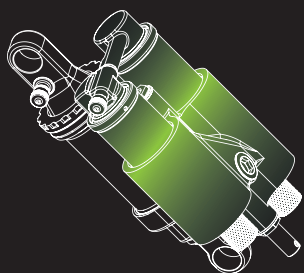
Rather than rely on spacers or washer to take up the space between the links and bearings like other systems, the ECS-TC system has an innovative collet-style preload system. Sitting between the clamp and the axle, the collet sleeves slide into place against the bearing, eliminating any play and allowing perfect centering of the link.

SMARTFORMED ALLOY

The distilled result of three decades of accumulated aluminum construction experience, SmartForming techniques deliver incredibly precise wall thickness distribution and tube shapes, concentrating material exactly where needed to maximize stiffness and strength, while shaving every last extraneous gram from the structure. Internally, all butting is accomplished via smooth, tapered transitions to eliminate the abrupt changes in material thickness which cause stress-risers.

Unlike the putty-and-paint "smooth" welds of our competition, Cannondale's legendary double-pass smooth welds create the strongest possible joints. Combined with our post-weld, heat-treat process that creates a true uni-body finished structure, and you've got simply the most advanced aluminum frames.

DYAD RT2 DUAL SHOCK



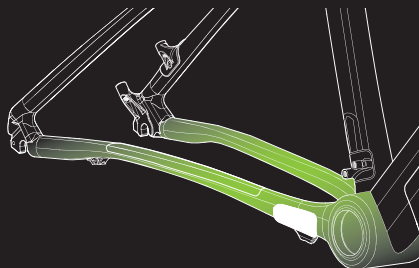
DYAD RT2 DUAL SHOCK

Developed in collaboration with Cannondale, the dual-travel, dual-personality FOX DYAD RT2 is actually two completely different shocks housed in one package: Elevate – a shorter travel, smaller volume air shock for rolling and climbing terrain, and Flow – a longer travel, high volume linear air shock for aggressive descending. Activated by a handlebar-mounted lever, each mode has its own dedicated damping circuits, fully optimized for the intended terrain. Rather than try to make one shock handle everything, we were free to create separate suspension responses for different needs – active and super efficient for the flats and climbs, ultra plush and bottomless for the descents.

Switching between the Elevate and Flow modes also changes the bike's sag point and geometry, a feature we call Attitude Adjust Geometry. In Elevate mode, the bike rides higher, resulting in steeper head and seat angles and keeping the rider in a better position for climbing and tight technical terrain. In Flow mode, the BB drops, lowering the center of gravity and making the angles slack and stable, perfect for charging descents.

With the DYAD RT2, it fundamentally is like having two different bikes available to you at the flick of a switch. Elevate your soul and let it Flow.

ZERO PIVOT TECHNOLOGY




ZERO PIVOT TECHNOLOGY

Zero Pivot technology does just what the name implies – it eliminates traditional bearing pivots, and replaces them with flexing carbon fiber structures, which is actually not as crazy as it sounds. Done correctly, a flexing carbon structure can be designed to last a virtually infinite number of cycles, while eliminating the weight, play and wear of bearing connections. We have developed proprietary carbon construction techniques that enable the Zero Pivot stays flex freely in one direction only, while actually resisting side-to-side and twisting loads better than a bearing pivot can. Zero Pivot is what allows the Scalpel to be not only the lightest dual suspension frame in the world, but to also have the best stiffness-to-weight ever recorded.

OPI (ONE PIECE INTEGRATION)

Cannondale's patented 3D forging process allows us to take structures that would ordinarily consist of multiple pieces that would be bolted, bonded, welded or otherwise joined together and turn them into single-piece forged parts. By forging the pieces from a single block of aluminum, we end up with exceptionally good grain alignment, which makes the parts stronger, and we eliminate excess, overlapping or redundant material, which makes them lighter. This technology makes parts like the Lefty OPI outer tube/clamp structure, the Lefty OPI inner leg/axle, the OPI one-piece stem/steerer and the Backbone of the RZ120 possible.

OPI (ONE PIECE INTEGRATION)



BALLISTEC CARBON

Our High Strength, High-Impact Carbon technology. We begin with a type of carbon fiber created by the military for ballistic armoring. It's expensive, rare, and government controlled; to prevent it from falling into the wrong hands and being used militarily, we have to sign documents that account for the use of every kilogram of fibers we buy. This is some seriously tough stuff. The resins we use are High Strength, High Impact resins similar to what is used in the construction of carbon baseball bats; light, stiff and designed to endure thousands of deformation cycles. We combine these fibers and this resin in a lay-up designed to maximize the anisotropic (direction-specific) qualities of the fibers, providing a carbon structure that is extremely light, extremely stiff and capable of absorbing tremendous impact without damage or loss of structural integrity.

Only once the frame has passed all of our extremely tough destructive and fatigue testing do we go back and begin adding the stiffer, but more brittle high-modulus and ultra-high modulus fibers strategically simply to enhance stiffness and tune the ride-feel. By using these more brittle fibers in protected areas and solely to add stiffness, without relying on them for strength, we can create super-light, super-stiff frames that are also incredibly durable and safe. And because the entire frame is made from this tough, durable combination, it offers better overall durability relying on carbon shields or overbuilt sections.

	SUPERSIX EVO ULTIMATE	SUPERSIX EVO D12	SUPERSIX EVO TEAM	SUPERSIX EVO 1 DURA ACE	SUPERSIX 2 EVO RED
CODE	2RSEUD	2RSEID	2RSEOD	2RSE1D	2RSE2C
FRAME	SUPERSIX EVO, BALLISTEC HI-MOD CARBON, SPEED SAVE, PRESSFIT BB30	SUPERSIX EVO, D12 SPECIFIC, BALLISTEC HI-MOD CARBON, SPEED SAVE, PRESSFIT BB30	SUPERSIX EVO, BALLISTEC HI-MOD CARBON, SPEED SAVE, PRESSFIT BB30	SUPERSIX EVO, BALLISTEC HI-MOD CARBON, SPEED SAVE, PRESSFIT BB30	SUPERSIX EVO, BALLISTEC HI-MOD CARBON, SPEED SAVE, PRESSFIT BB30
FORK	SUPERSIX EVO, SPEED SAVE, BALLISTEC HI-MOD FULL CARBON, 1-1/8" TO 1-1/4" STEERER	SUPERSIX EVO, SPEED SAVE, BALLISTEC HI-MOD FULL CARBON, 1-1/8" TO 1-1/4" STEERER	SUPERSIX EVO, SPEED SAVE, BALLISTEC HI-MOD FULL CARBON, 1-1/8" TO 1-1/4" STEERER	SUPERSIX EVO, SPEED SAVE, BALLISTEC HI-MOD FULL CARBON, 1-1/8" TO 1-1/4" STEERER	SUPERSIX EVO, SPEED SAVE, BALLISTEC HI-MOD FULL CARBON, 1-1/8" TO 1-1/4" STEERER
RIMS	DT SWISS, RRC425F FRONT, RRC525R REAR, CARBON TUBULARS	MAVIC KSYRIUM SLR	MAVIC COSMIC CARBONE SLR	MAVIC KSYRIUM SL	MAVIC KSYRIUM ELITE
HUBS	DT SWISS, RRC425F FRONT, RRC525R REAR	MAVIC KSYRIUM SLR	MAVIC COSMIC CARBONE SLR	MAVIC KSYRIUM SL	MAVIC KSYRIUM ELITE
SPOKES	DT SWISS, STAINLESS, BUTTED, BLADED	MAVIC KSYRIUM SLR	MAVIC COSMIC CARBONE SLR	MAVIC KSYRIUM SL	MAVIC KSYRIUM ELITE
TIRES	SCHWALBE ULTREMO TUBULAR LIGHT, 700X23C	MAVIC YKSION, GRIPLINK FRONT AND POWERLINK REAR, 700X23C, FOLDING	MAVIC YKSION, GRIPLINK FRONT AND POWERLINK REAR, 700X23C, FOLDING	SCHWALBE ULTREMO ZX, 700X23C	SCHWALBE ULTREMO ZX, 700X23C, FOLDING
CRANK	CANNONDALE HOLLOWGRAM SL, BB30, SI RINGS, 53/39 (50/34 RINGS AND SPIDER INCLUDED)	CANNONDALE HOLLOWGRAM SL, BB30, FSA DA79 RINGS, 53/39 (50/34 RINGS AND SPIDER INCLUDED)	CANNONDALE HOLLOWGRAM SL, BB30, SRAM RED RINGS, 53/39 (50/34 RINGS AND SPIDER INCLUDED)	CANNONDALE HOLLOWGRAM SL, BB30, FSA DA79 RINGS, 53/39 (50/34 RINGS AND SPIDER INCLUDED)	SRAM RED W/CANNONDALE GRAPHICS, BB30, 50/34
BOTTOM BRACKET	SRAM PRESSFIT BB30, CERAMIC BEARINGS	FSA PRESSFIT BB30, CERAMIC BEARINGS	SRAM PRESSFIT BB30, CERAMIC BEARINGS	FSA PRESSFIT BB30, CERAMIC BEARINGS	SRAM PRESSFIT BB30
CHAIN	SRAM PC-1091R	SHIMANO DURA-ACE 7900	SRAM PC-1091R	SHIMANO DURA-ACE 7900	SRAM PC-1070
REAR COGS	SRAM RED, 11-26, 10-SPEED	SHIMANO DURA-ACE 7900, 12-25, 10-SPEED	SRAM RED, 11-26, 10-SPEED	SHIMANO DURA-ACE 7900, 12-25, 10-SPEED	SRAM PG-1070, 11-26, 10-SPEED
FR. DERAILLEUR	SRAM RED, BRAZE-ON	SHIMANO DURA-ACE D12, BRAZE-ON	SRAM RED, BRAZE ON	SHIMANO DURA-ACE 7900, BRAZE-ON	SRAM RED, BRAZE-ON
REAR DERAILLEUR	SRAM RED	SHIMANO DURA-ACE D12	SRAM RED	SHIMANO DURA-ACE 7900	SRAM RED
SHIFTERS	SRAM RED	SHIMANO DURA-ACE D12	SRAM RED	SHIMANO DURA-ACE 7900	SRAM RED
HANDLEBAR	ZIPP SL	FSA K-FORCE CARBON COMPACT	FSA K-FORCE CARBON NANO	FSA K-FORCE CARBON COMPACT	FSA WING PRO COMPACT
GRIPS	FI'ZI:K BAR TAPE	FI'ZI:K BAR TAPE	FI'ZI:K BAR TAPE	FI'ZI:K BAR TAPE	FI'ZI:K BAR TAPE
STEM	FSA OS-99, ULTIMATE EDITION, 31.8, 6 DEG	FSA OS-99 CSI, 31.8, 6 DEG	FSA K-FORCE CARBON, 31.8, 6 DEG	FSA OS-99 CSI, 31.8, 6 DEG	FSA SL-K, 31.8, 6 DEG
HEADSET	SUPERSIX EVO, 1-1/4" LOWER BEARING, 25MM CARBON TOP COVER (W/ 5MM ALLOY HIDDEN TOP COVER)	SUPERSIX EVO, 1-1/4" LOWER BEARING, 25MM CARBON TOP COVER (W/ 5MM ALLOY HIDDEN TOP COVER)	SUPERSIX EVO, 1-1/4" LOWER BEARING, 25MM CARBON TOP COVER (W/ 5MM ALLOY HIDDEN TOP COVER)	SUPERSIX EVO, 1-1/4" LOWER BEARING, 25MM CARBON TOP COVER (W/ 5MM ALLOY HIDDEN TOP COVER)	SUPERSIX EVO, 1-1/4" LOWER BEARING, 25MM CARBON TOP COVER (W/ 5MM ALLOY HIDDEN TOP COVER)
BRAKES	CIAMILLO ZERO G GRAVITAS	SHIMANO DURA-ACE 7900	SRAM RED	SHIMANO DURA-ACE 7900	SRAM RED
BRAKE LEVERS	SRAM RED	SHIMANO DURA-ACE D12	SRAM RED	SHIMANO DURA-ACE 7900	SRAM RED
SADDLE	FI'ZI:K ANTARES 00, WING FLEX, CARBON RAILS	FI'ZI:K ANTARES, K-IUM RAILS	FI'ZI:K ANTARES, BRAIDED CARBON RAILS	FI'ZI:K ANTARES, K-IUM RAILS	FI'ZI:K ANTARES, MG RAILS
SEATPOST	USE ALIEN CYCLOPS CARBON, 27.2X270MM	FSA K-FORCE CARBON, 27.2X250MM	FSA K-FORCE CARBON, 27.2X250MM	FSA K-FORCE CARBON, 27.2X250MM	FSA SL-K CARBON, 27.2X250MM
SIZES	50, 52, 54, 56, 58, 60 CM	50, 52, 54, 56, 58, 60 CM	48, 50, 52, 54, 56, 58, 60, 63CM	48, 50, 52, 54, 56, 58, 60, 63CM	48, 50, 52, 54, 56, 58, 60, 63CM
EXTRAS	INCLUDES BOTH STANDARD AND COMPACT CHAINRINGS AND SPIDERS, TUNE OR, TUNE WATERBOTTLE BOLTS	INCLUDES BOTH STANDARD AND COMPACT CHAINRINGS AND SPIDERS	INCLUDES BOTH STANDARD AND COMPACT CHAINRINGS AND SPIDERS	INCLUDES BOTH STANDARD AND COMPACT CHAINRINGS AND SPIDERS	N/A
COLOR 1 (CODE)	EXPOSED CARBON W/OUTLINE DECALS (MATTE) (ULT)	EXPOSED CARBON W/ CHARCOAL GRAY, WHITE, RED (MATTE) (CRB)	LIQUIGAS TEAM REPLICA (GLOSS) (LIQ)	MAGNESIUM WHITE W/ JET BLACK (GLOSS) (WHT)	MAGNESIUM WHITE W/ JET BLACK (GLOSS) (WHT)
COLOR 2 (CODE)	N/A	N/A	N/A	N/A	EXP. CARBON W/ WHITE, GREEN (GLOSS) (BLK)

	SUPERSIX ULTEGRA D12	SUPERSIX 3 ULTEGRA	SUPERSIX 5 105	SUPERSIX 6 APEX	CAAD10 1 DURA ACE
CODE	2RSSIC	2RSS3C/2RSS3T	2RSS5C/2RSS5T	2RSS6C	2RAXIC
FRAME	SUPERSIX, D12 SPECIFIC, FULL CARBON, BB30	SUPERSIX, FULL CARBON, BB30	SUPERSIX, FULL CARBON, BB30	SUPERSIX, FULL CARBON, BB30	CAAD10, SMARTFORMED 6069 ALLOY, SPEED SAVE, BB30
FORK	SUPERSIX, FULL CARBON, 1-1/8" TO 1.5" TAPERED STEERER, ALLOY DROPOUTS	SUPERSIX, FULL CARBON, 1-1/8" TO 1.5" TAPERED STEERER, ALLOY DROPOUTS	SUPERSIX, FULL CARBON, 1-1/8" TO 1.5" TAPERED STEERER, ALLOY DROPOUTS	SUPERSIX, FULL CARBON, 1-1/8"-1.5" TAPERED STEERER, ALLOY DROPOUTS	CAAD10, SPEED SAVE FULL CARBON, 1-1/8" TO 1-1/4" TAPERED STEERER
RIMS	MAVIC KSYRIUM ELITE	MAVIC KSYRIUM EQUIPE	MAVIC AKSIUM WTS	SHIMANO RS10	SHIMANO RS80
HUBS	MAVIC KSYRIUM ELITE	MAVIC KSYRIUM EQUIPE	MAVIC AKSIUM WTS	SHIMANO RS10	SHIMANO RS80
SPOKES	MAVIC KSYRIUM ELITE	MAVIC KSYRIUM EQUIPE	MAVIC AKSIUM WTS	SHIMANO RS10	SHIMANO RS80
TIRES	SCHWALBE DURANO S, 700X23C, FOLDING	SCHWALBE DURANO S, 700X23C, FOLDING	MAVIC AKSION, 700X23C, FOLDING	SCHWALBE LUGANO, 700X23C, FOLDING	SCHWALBE DURANO S, 700X23C, FOLDING
CRANK	FSA SL-K LIGHT CARBON BB30, 50/34	FSA SL-K LIGHT CARBON BB30, 50/34 (OPTION: TRIPLE 52/39/30)	FSA GOSSAMER PRO BB30, 50/34 (OPTION: TRIPLE 52/39/30)	FSA OMEGA BB30, 50/34	FSA SL-K LIGHT CARBON, BB30, 50/34
BOTTOM BRACKET	FSA BB30	FSA BB30	FSA BB30	FSA BB30	FSA BB30
CHAIN	SHIMANO ULTEGRA 6700	SHIMANO ULTEGRA 6700	SHIMANO 105 5700	KMC DX 10SC	SHIMANO ULTEGRA 6700, 10-SPEED
REAR COGS	SHIMANO ULTEGRA 6700 12-25, 10-SPEED	SHIMANO ULTEGRA 6700, 12-25, 10-SPEED	SHIMANO 105 5700, 12-27, 10-SPEED	SRAM PG-1050, 11-26, 10-SPEED	SHIMANO ULTEGRA 6700, 12-25, 10-SPEED
FR. DERAILLEUR	SHIMANO ULTEGRA D12, 34.9MM CLAMP	SHIMANO ULTEGRA 6700, 34.9MM CLAMP	SHIMANO 105 5700, 34.9MM CLAMP	SRAM APEX, 34.9MM CLAMP	SHIMANO DURA-ACE 7900, BRAZE ON
REAR DERAILLEUR	SHIMANO ULTEGRA D12	SHIMANO ULTEGRA 6700	SHIMANO 105 5700	SRAM APEX WIFLI	SHIMANO DURA-ACE 7900
SHIFTERS	SHIMANO ULTEGRA D12	SHIMANO ULTEGRA 6700	SHIMANO 105 5700	SRAM APEX	SHIMANO DURA-ACE 7900
HANDLEBAR	CANNONDALE C2 COMPACT	CANNONDALE C2 COMPACT	CANNONDALE C3 COMPACT	CANNONDALE C3 COMPACT	CANNONDALE C2 COMPACT
GRIPS	CANNONDALE 2.5MM SUEDE W/ GEL BACKING BAR TAPE	CANNONDALE 2.5MM SUEDE W/ GEL BACKING BAR TAPE	CANNONDALE 2.5MM SUEDE W/ GEL BACKING BAR TAPE	CANNONDALE 2.5MM SUEDE W/ GEL BACKING BAR TAPE	CANNONDALE 2.5MM SUEDE W/ GEL BACKING BAR TAPE
STEM	CANNONDALE C2, 31.8, 6 DEG.	CANNONDALE C2, 31.8, 6 DEG.	CANNONDALE C3, 31.8MM, 6 DEG.	CANNONDALE C3, 31.8MM, 6 DEG.	CANNONDALE C2, 31.8MM, 6 DEG.
HEADSET	SUPERSIX, 1.5 LOWER BEARING, 30MM CARBON TOP CAP, W/5MM HIDDEN ALLOY TOP COVER	SUPERSIX, 1.5 LOWER BEARING, 30MM CARBON TOP CAP, W/5MM HIDDEN ALLOY TOP COVER	SUPERSIX, 1.5 LOWER BEARING, 30MM TOP CAP, W/5MM HIDDEN ALLOY TOP COVER	SUPERSIX, 1.5 LOWER BEARING, 30MM TOP CAP, W/5MM HIDDEN ALLOY TOP COVER	CAAD10, 1-1/4" LOWER BEARING, 25MM CARBON TOP CAP
BRAKES	SHIMANO ULTEGRA 6700	SHIMANO ULTEGRA 6700	SHIMANO 105 5700	SRAM APEX	SHIMANO ULTEGRA 6700
BRAKE LEVERS	SHIMANO ULTEGRA 6700	SHIMANO ULTEGRA 6700	SHIMANO 105 5700	SRAM APEX	SHIMANO DURA ACE 7900
SADDLE	FI'ZI:K ARIONE CLASSIC, MG RAILS	FI'ZI:K ARIONE CLASSIC, MG RAILS	PROLOGO SCRATCH PRO T2.0	CANNONDALE STAGE ERGO W/CRMO RAILS	FI'ZI:K ARIONE CLASSIC
SEATPOST	CANNONDALE C2, UD CARBON, 31.6X300MM	CANNONDALE C2, UD CARBON, 31.6X300MM	CANNONDALE C3 CARBON WRAP, 31.6MMX300MM	CANNONDALE C3 CARBON WRAP, 31.6MMX300MM	CANNONDALE C2, UD CARBON, 27.2X300MM
SIZES	48, 50, 52, 54, 56, 58, 60, 63CM	48, 50, 52, 54, 56, 58, 60, 63CM	48, 50, 52, 54, 56, 58, 60, 63CM	48, 50, 52, 54, 56, 58, 60, 63CM	48, 50, 52, 54, 56, 58, 60, 63CM
COLOR 1 (CODE)	JET BLACK W/ MAGNESIUM WHITE AND CHARCOAL GRAY (MATTE) (BBQ)	MAGNESIUM WHITE W/ JET BLACK (GLOSS) (WHT)	LIQUIGAS TEAM REPLICA (GLOSS) (REP)	JET BLACK W/ MAGNESIUM WHITE AND CHARCOAL GRAY (MATTE) (BBQ)	BLACK ANODIZED (MATTE) (BLA)
COLOR 1(CODE)	N/A	RACE RED W/ MAGNESIUM WHITE AND JET BLACK (GLOSS) (RED)	MAGNESIUM WHITE W/ JET BLACK (GLOSS) (WHT)	N/A	N/A

	CAAD10 3 ULTEGRA	CAAD10 5 105	CAAD8 5 105	CAAD8 6 TIAGRA	CAAD8 7 SORA
CODE	ZRAX3C	ZRAX5C/2RAX5T	2RAX5C/2RAX5T	2RAX8T	2RAX8T
FRAME	CAAD10, SMARTFORMED 6069 ALLOY, SPEED SAVE, BB30	CAAD10, SMARTFORMED 6069 ALLOY, SPEED SAVE, BB30	NEW CAAD8, OPTIMIZED 6061 ALLOY, SAVE, BB30	NEW CAAD8, OPTIMIZED 6061 ALLOY, SAVE, BB30	NEW CAAD8, OPTIMIZED 6061 ALLOY, SAVE
FORK	CAAD10, SPEED SAVE FULL CARBON, 1-1/8" TO 1-1/4" TAPERED STEERER	CAAD10, SPEED SAVE FULL CARBON, 1-1/8" TO 1-1/4" TAPERED STEERER	CANNONDALE ULTRA, CARBON BLADES, 1-1/8"	CANNONDALE ULTRA, CARBON BLADES, 1-1/8"	CANNONDALE ULTRA, CARBON BLADES, 1-1/8"
RIMS	MAVIC AKSIUM WTS	SHIMANO RS10	MADDUX RS 3.0 SPEED, 32 HOLE	MADDUX RS 3.0, 32 HOLE	MADDUX RS 3.0, 32 HOLE
HUBS	MAVIC AKSIUM WTS	SHIMANO RS10	FORMULA, RB-51 FRONT, RB-52 REAR	FORMULA RB-51, RB-52	FORMULA RB-51, RB-52
SPOKES	MAVIC AKSIUM WTS	SHIMANO RS10	STAINLESS STEEL, 15G	STAINLESS STEEL, 15G	STAINLESS STEEL, 15G
TIRES	MAVIC AKSION, 700X23C, FOLDING	SCHWALBE LUGANO, 700X23C, FOLDING	SCHWALBE LUGANO, 700X23C	SCHWALBE LUGANO, 700X23C	SCHWALBE LUGANO, 700X23C
CRANK	FSA SL-K LIGHT CARBON, BB30, 50/34	FSA GOSSAMER PRO BB30, 50/34 (OPTION: TRIPLE: 52/39/30)	FSA GOSSAMER, BB30, 50/34 (OPTION: TRIPLE: 52/39/30)	FSA OMEGA BB30, 50/39/30	FSA VERO, 50/39/30
BOTTOM BRACKET	FSA BB30	FSA BB30	FSA BB30	FSA BB30	FSA BB30
CHAIN	SHIMANO ULTEGRA 6700, 10-SPEED	SHIMANO 105 5700	KMC X10, 10-SPEED	KMC X10, 10-SPEED	KMC 9-SPEED
REAR COGS	SHIMANO ULTEGRA 6700, 12-25, 10-SPEED	SHIMANO 105 5700, 12-27, 10-SPEED	SHIMANO TIAGRA 4600, 12-28, 10-SPEED	SHIMANO TIAGRA 4600, 12-28, 10-SPEED	SRAM PG-950, 12-26, 9-SPEED
FR. DERAILLEUR	SHIMANO ULTEGRA, BRAZE ON	SHIMANO 105 5700, BRAZE ON	SHIMANO 105 5700, 31.8MM CLAMP	SHIMANO TIAGRA 4600, 31.8MM CLAMP	SHIMANO SORA, 31.8MM CLAMP
REAR DERAILLEUR	SHIMANO ULTEGRA 6700	SHIMANO 105 5700	SHIMANO 105 5700	SHIMANO TIAGRA 4600	SHIMANO SORA
SHIFTERS	SHIMANO ULTEGRA 6700	SHIMANO 105 5700	SHIMANO 105 5700	SHIMANO TIAGRA 4600	SHIMANO SORA
HANDLEBAR	CANNONDALE C3 COMPACT	CANNONDALE C3 COMPACT	CANNONDALE C3 COMPACT	CANNONDALE C4 COMPACT	CANNONDALE C4 COMPACT
GRIPS	CANNONDALE 2.5MM SUEDE W/ GEL BACKING BAR TAPE	CANNONDALE 2.5MM SUEDE W/ GEL BACKING BAR TAPE	CANNONDALE 2.5MM SUEDE W/ GEL BACKING BAR TAPE	CANNONDALE 2.5MM SUEDE W/ GEL BACKING BAR TAPE	CANNONDALE 2.5MM SUEDE W/ GEL BACKING BAR TAPE
STEM	CANNONDALE C3, 31.8MM, 6 DEG.	CANNONDALE C3, 31.8MM, 6 DEG.	CANNONDALE C3, 31.8MM, 6 DEG.	CANNONDALE C4, 31.8MM, 6 DEG.	CANNONDALE C4, 31.8MM, 6 DEG.
HEADSET	CAAD10, 1-1/4" LOWER BEARING, 25MM TOP CAP	CAAD10, 1-1/4" LOWER BEARING, 25MM TOP CAP	TANGE SEIKI INTEGRATED, 25MM TOP CAP	TANGE SEIKI INTEGRATED, 25MM TOP CAP	TANGE SEIKI INTEGRATED, 25MM TOP CAP
BRAKES	SHIMANO ULTEGRA 6700	SHIMANO 105 5700	TEKTRO R540, DUAL PIVOT, CARTRIDGE PAD	CANNONDALE C4, DUAL PIVOT, CARTRIDGE PAD	CANNONDALE C4, DUAL PIVOT, CARTRIDGE PAD
BRAKE LEVERS	SHIMANO ULTEGRA 6700	SHIMANO 105 5700	SHIMANO 105 5700	SHIMANO TIAGRA 4600	SHIMANO SORA
SADDLE	PROLOGO SCRATCH	PROLOGO KAPPA	CANNONDALE STAGE ERGO W/ CRMO RAILS	CANNONDALE STAGE ERGO W/ STEEL RAILS	CANNONDALE STAGE ERGO W/ STEEL RAILS
SEATPOST	CANNONDALE C2, UD CARBON, 27.2X300MM	CANNONDALE C3 CARBON WRAP, 27.2X300MM	CANNONDALE C3, CARBON WRAP, 27.2X300MM	CANNONDALE C4 ALLOY, 27.2MMX300MM	CANNONDALE C4 ALLOY, 27.2MMX300MM
SIZES	48, 50, 52, 54, 56, 58, 60, 63CM	48, 50, 52, 54, 56, 58, 60, 63CM	48,51,54,56,58,61CM	48,51,54,56,58,61CM	48,51,54,56,58,61CM
COLOR 1 (CODE)	MAGNESIUM WHITE W/ RACE RED (GLOSS) (WHT)	LIQUIGAS TEAM REPLICA (GLOSS) (REP)	JET BLACK (GLOSS) (BLK)	MAGNESIUM WHITE (GLOSS) (WHT)	JET BLACK (MATTE) (BBQ)
COLOR 2 (CODE)	JET BLACK W/ CHARCOAL GRAY (MATTE) (BBQ)	JET BLACK W/ CHARCOAL GRAY (MATTE) (BBQ)	N/A	N/A	N/A

	SYNAPSE HI-MOD 1 DURA ACE	SYNAPSE HI-MOD 2 RED	SYNAPSE HI-MOD 3 ULTEGRA	SYNAPSE CARBON 3 ULTEGRA	SYNAPSE CARBON 5 105
CODE	ZRCL1C	ZRCL2C	ZRCL3C/ZRCL3T	ZRCS3C/ZRCS3T	ZRCS5C/ZRCS5T
FRAME	SYNAPSE, HI-MOD FULL CARBON, SAVE PLUS, BB30	SYNAPSE, HI-MOD FULL CARBON, SAVE PLUS, BB30	SYNAPSE, HI-MOD FULL CARBON, SAVE PLUS, BB30	SYNAPSE, FULL CARBON, SAVE PLUS, BB30	SYNAPSE, FULL CARBON, SAVE PLUS, BB30
FORK	SYNAPSE, HI-MOD FULL CARBON, SAVE PLUS, 1-1/8"	SYNAPSE, HI-MOD FULL CARBON, SAVE PLUS, 1-1/8"	SYNAPSE, HI-MOD FULL CARBON, SAVE PLUS, 1-1/8"	SYNAPSE, FULL CARBON, SAVE PLUS, 1-1/8"	SYNAPSE, FULL CARBON, SAVE PLUS, 1-1/8"
RIMS	DT SWISS RR1450 TRICON	MAVIC KSYRIUM ELITE	MAVIC KSYRIUM ELITE	DT SWISS RR1600	MAVIC AKSIUM WTS
HUBS	DT SWISS RR1450 TRICON	MAVIC KSYRIUM ELITE	MAVIC KSYRIUM ELITE	DT SWISS RR1600	MAVIC AKSIUM WTS
SPOKES	DT SWISS RR1450 TRICON	MAVIC KSYRIUM ELITE	MAVIC KSYRIUM ELITE	DT SWISS RR1600	MAVIC AKSIUM WTS
TIRES	SCHWALBE ULTREMO ZX, 700X25C	SCHWALBE ULTREMO ZX, 700X25C	SCHWALBE ULTREMO ZX, 700X25C	SCHWALBE DURANO 700X25C, BLACK	MAVIC AKSION, 700X25C, FOLDING
CRANK	CANNONDALE HOLLOWGRAM SL BB30, 50/34, FSA DA-79 RINGS	SRAM RED, BB30, 50/34 W/CANNONDALE GRAPHICS	FSA SL-K LIGHT CARBON, BB30, 50/34 (OPTION: TRIPLE: 52/39/30)	FSA SL-K LIGHT CARBON BB30, 50/34 (OPTION: TRIPLE: 52/39/30)	FSA GOSSAMER PRO BB30, 50/34 (OPTION: TRIPLE: 52/39/30)
BOTTOM BRACKET	FSA BB30	SRAM BB30	FSA BB30	FSA BB30	FSA BB30
CHAIN	SHIMANO DURA-ACE 7900	SRAM PC-1070	SHIMANO ULTEGRA 6700	SHIMANO ULTEGRA 6700	SHIMANO 105 5700
REAR COGS	SHIMANO DURA ACE 7900, 11-28	SRAM PG-1070, 11-28, 10-SPEED	SHIMANO ULTEGRA 6700, 11-28, 10-SPEED	SHIMANO ULTEGRA 6700, 11-28, 10-SPEED	SHIMANO 105 5700, 11-28, 10-SPEED
FR. DERAILLEUR	SHIMANO DURA ACE 7900, BRAZE ON	SRAM RED, BRAZE-ON	SHIMANO ULTEGRA 6700, BRAZE-ON	SHIMANO ULTEGRA, BRAZE-ON	SHIMANO 105 5700, BRAZE-ON
REAR DERAILLEUR	SHIMANO DURA-ACE 7900	SRAM RED	SHIMANO ULTEGRA 6700	SHIMANO ULTEGRA 6700	SHIMANO 105 5700
SHIFTERS	SHIMANO DURA-ACE	SRAM RED	SHIMANO ULTEGRA 6700	SHIMANO ULTEGRA 6700	SHIMANO 105 5700
HANDLEBAR	FSA SLK COMPACT	FSA WING PRO COMPACT	FSA WING PRO COMPACT	CANNONDALE C2 COMPACT	CANNONDALE C3 COMPACT
GRIPS	CANNONDALE 3MM SUEDE W/ GEL BACKING BAR TAPE	CANNONDALE 3MM SUEDE W/ GEL BACKING BAR TAPE	CANNONDALE 3MM SUEDE W/ GEL BACKING BAR TAPE	CANNONDALE 3MM SUEDE W/ GEL BACKING BAR TAPE	CANNONDALE 3MM SUEDE W/ GEL BACKING BAR TAPE
STEM	FSA SLK, 31.8, 6 DEG.	FSA SLK, 31.8, 6 DEG.	FSA SLK, 31.8, 6 DEG.	CANNONDALE C2, 31.8, 6 DEG.	CANNONDALE C2, 31.8, 6 DEG.
HEADSET	SYNAPSE SI, 25MM CARBON TOP CAP	SYNAPSE SI, 25MM CARBON TOP CAP	SYNAPSE SI, 25MM CARBON TOP CAP	SYNAPSE SI, 25MM CARBON TOP CAP	SYNAPSE SI, 25MM TOP CAP
BRAKES	SHIMANO DURA-ACE 7900	SRAM RED	SHIMANO ULTEGRA 6700	SHIMANO ULTEGRA 6700	SHIMANO 105 5700
BRAKE LEVERS	SHIMANO DURA-ACE 7900	SRAM RED	SHIMANO ULTEGRA 6700	SHIMANO ULTEGRA 6700	SHIMANO 105 5700
SADDLE	FIZIK ALIANTE GAMMA W/K-IUM RAILS	FIZIK ALIANTE DELTA, MG RAILS	FIZIK ALIANTE DELTA, MG RAILS	FIZIK ALIANTE DELTA, MG RAILS	PROLOGO KAPPA
SEATPOST	SYNAPSE SAVE PLUS MULTIFLEX, (SOFT 48-54, FIRM 56-61)	SYNAPSE SAVE PLUS MULTIFLEX, (SOFT 48-54, FIRM 56-61)	SYNAPSE SAVE PLUS MULTIFLEX, (SOFT 48-54, FIRM 56-61)	SYNAPSE SAVE PLUS MULTIFLEX, (SOFT 48-54, FIRM 56-61)	SYNAPSE SAVE PLUS MULTIFLEX, (SOFT 48-54, FIRM 56-61)
SIZES	48, 51, 54, 56, 58, 61CM	48, 51, 54, 56, 58, 61CM	48, 51, 54, 56, 58, 61CM	48, 51, 54, 56, 58, 61CM	48, 51, 54, 56, 58, 61CM
COLOR 1 (CODE)	EXPOSED CARBON W/CHARCOAL GRAY (MATTE) (CRB)	EXPOSED CARBON W/CHARCOAL GRAY (MATTE) (CRB)	EXPOSED CARBON W/CHARCOAL GRAY (MATTE) (CRB)	LIQUIGAS TEAM REPLICA (GLOSS) (REP)	MAGNESIUM WHITE W/ RACE RED AND JET BLACK (GLOSS) (RED)
COLOR 2 (CODE)	N/A	MAGNESIUM WHITE W/ JET BLACK AND BERZERKER GREEN (GLOSS) (WHT)	MAGNESIUM WHITE W/ JET BLACK AND BERZERKER GREEN (GLOSS) (WHT)	JET BLACK W/ MAGNESIUM WHITE (GLOSS) (BLK)	JET BLACK W/ MAGNESIUM WHITE (GLOSS) (BLK)

ROAD SPECIFICATIONS

	SYNAPSE CARBON 6 APEX
CODE	2RCS6C
FRAME	SYNAPSE, FULL CARBON, SAVE PLUS, BB30
FORK	SYNAPSE, CARBON BLADES, SAVE, 1-1/8"
RIMS	SHIMANO RS10
HUBS	SHIMANO RS10
SPOKES	SHIMANO RS10
TIRES	SCHWALBE LUGANO WIRE, 700X25C, BLACK
CRANK	FSA OMEGA BB30, 50/34
BOTTOM BRACKET	FSA BB30
CHAIN	KMC DX10SC
REAR COGS	SRAM APEX, 11-32, 10-SPEED
FR. DERAILLEUR	SRAM APEX, BRAZE-ON
REAR DERAILLEUR	SRAM APEX WIFLI
SHIFTERS	SRAM APEX
HANDLEBAR	CANNONDALE C3 COMPACT
GRIPS	CANNONDALE 3MM SUEDE W/ GEL BACKING BAR TAPE
STEM	CANNONDALE C3, 31.8, 6 DEG.
HEADSET	SYNAPSE SI, 25MM TOP CAP
BRAKES	SRAM APEX
BRAKE LEVERS	SRAM APEX
SADDLE	CANNONDALE STAGE ERGO W/CRMO RAILS
SEATPOST	SYNAPSE SAVE PLUS MULTIFLEX. (SOFT 48-54, FIRM 56-61)
SIZES	48, 51, 54, 56, 58, 61CM
COLOR (CODE)	MAGNESIUM WHITE W/ JET BLACK AND CHARCOAL GRAY (GLOSS) (WHT)

	SLICE 4 FORCE
CODE	2RM4D
FRAME	SLICE, FULL CARBON, AERO SAVE, BB30
FORK	SLICE AERO, FULL CARBON, 1-1/8"
RIMS	FULCRUM RACING 7
HUBS	FULCRUM RACING 7
SPOKES	FULCRUM RACING 7
TIRES	SCHWALBE LUGANO, 700X23C, FOLDING
CRANK	SRAM S500 BB30, 53/39
BOTTOM BRACKET	SRAM BB30
CHAIN	KMC DX10SC
REAR COGS	SRAM PG-1050, 11-26, 10-SPEED
FR. DERAILLEUR	SRAM FORCE, BRAZE ON
REAR DERAILLEUR	SRAM FORCE
SHIFTERS	SRAM TT500
HANDLEBAR	CANNONDALE C3 AERO BAR, 31.8 W/ FSA VECTOR CARBON CLIP-ONS
GRIPS	CANNONDALE 2.5MM SUEDE W/ GEL BACKING BAR TAPE
STEM	CANNONDALE C3, 31.8, 6 DEG.
HEADSET	SLICE, SI, 15MM TOP CAP
BRAKES	SRAM RIVAL
BRAKE LEVERS	ALLOY AERO LEVERS
SADDLE	FI'ZI:K ARIONE TRI2, W/ MG RAILS
SEATPOST	CANNONDALE SLICE CARBON AERO
SIZES	51, 54, 56, 58, 60CM
COLOR (CODE)	MAGNESIUM WHITE W/ JET BLACK AND RACE RED (GLOSS) (WHT)

	SLICE 5 105
CODE	2RM5D
FRAME	SLICE, FULL CARBON, AERO SAVE, BB30
FORK	SLICE AERO, FULL CARBON, 1-1/8"
RIMS	SHIMANO RS10
HUBS	SHIMANO RS10
SPOKES	SHIMANO RS10
TIRES	SCHWALBE LUGANO, 700X23C, FOLDING
CRANK	FSA GOSSAMER PRO BB30, 52/38
BOTTOM BRACKET	FSA BB30
CHAIN	SHIMANO 105 5700
REAR COGS	SHIMANO 105 5700, 12-25, 10-SPEED
FR. DERAILLEUR	SHIMANO 105 5700, BRAZE-ON
REAR DERAILLEUR	SHIMANO 105 5700
SHIFTERS	SHIMANO DURA-ACE, BAR-END
HANDLEBAR	CANNONDALE C3 BASE BAR, 31.8 W/ FSA TRI MAX TEAM CLIP ONS
GRIPS	CANNONDALE 2.5MM SUEDE W/ GEL BACKING BAR TAPE
STEM	CANNONDALE C3, 31.8, 6 DEG.
HEADSET	SLICE, SI, 15MM TOP CAP
BRAKES	SHIMANO 105 5700
BRAKE LEVERS	ALLOY AERO LEVERS
SADDLE	CANNONDALE ERGO TRI
SEATPOST	CANNONDALE SLICE CARBON AERO
SIZES	51, 54, 56, 58, 60CM
COLOR (CODE)	MAGNESIUM WHITE W/ JET BLACK AND RACE RED (GLOSS) (WHT)

	SUPERX 2 RED
CODE	2XC2C
FRAME	SUPERX, BALLISTEC HI-MOD CARBON, SPEED SAVE, BB30
FORK	SUPERX, BALLISTEC HI-MOD FULL CARBON, 1-1/8" TO 1-1/4" STEERER
RIMS	MAVIC KSYRIUM ELITE
HUBS	MAVIC KSYRIUM ELITE
SPOKES	MAVIC KSYRIUM ELITE
TIRES	SCHWALBE RACING RALPH, 700X33C
CRANK	FSA SLK LIGHT CARBON, BB30, 46/36
BOTTOM BRACKET	FSA BB30
CHAIN	KMC X10SL
REAR COGS	SRAM PG-1070, 11-26, 10-SPEED
FR. DERAILLEUR	SRAM RED, BRAZE-ON
REAR DERAILLEUR	SRAM RED
SHIFTERS	SRAM RED
HANDLEBAR	FSA ENERGY COMPACT
GRIPS	CANNONDALE 3MM SUEDE W/ GEL BACKING BAR TAPE
STEM	FSA SL-K, 31.8
HEADSET	CANNONDALE SUPERX, 1-1/8" TO 1-1/4", 15MM TOP CAP
BRAKES	FSA SLK
BRAKE LEVERS	SRAM RED
SADDLE	FI'ZI:K TUNDRA 2
SEATPOST	FSA SLK, 27.2MMX250MM
SIZES	44, 48, 52, 54, 56, 58CM
COLOR (CODE)	JET BLACK W/ BERSERKER GREEN (GLOSS) (GRN)

	SUPERX CARBON 3 ULTEGRA
CODE	2XC3C
FRAME	SUPERX, BALLISTEC CARBON, SPEED SAVE, BB30
FORK	SUPERX, BALLISTEC CARBON, 1-1/8" TO 1-1/4" STEERER
RIMS	MAVIC KSYRIUM EQUIPE
HUBS	MAVIC KSYRIUM EQUIPE
SPOKES	MAVIC KSYRIUM EQUIPE
TIRES	SCHWALBE SAMMY SLICK 700X35C
CRANK	FSA GOSSAMER PRO, BB30, 46/36
BOTTOM BRACKET	FSA BB30
CHAIN	SHIMANO ULTEGRA 6700
REAR COGS	SHIMANO ULTEGRA 6700, 12-25, 10-SPEED
FR. DERAILLEUR	SHIMANO ULTEGRA 6700, BRAZE ON
REAR DERAILLEUR	SHIMANO ULTEGRA 6700
SHIFTERS	SHIMANO ULTEGRA 6700
HANDLEBAR	CANNONDALE C2 COMPACT
GRIPS	CANNONDALE 3MM SUEDE W/ GEL BACKING BAR TAPE
STEM	CANNONDALE C2, 31.8, 6 DEG.
HEADSET	CANNONDALE SUPERX, 1-1/8" TO 1-1/4", 15MM TOP CAP
BRAKES	TRP EURO-X ALLOY
BRAKE LEVERS	SHIMANO ULTEGRA 6700
SADDLE	FI'ZI:K TUNDRA 2
SEATPOST	CANNONDALE C2, UD CARBON, 27.2X300MM
SIZES	44, 48, 52, 54, 56, 58CM
COLOR (CODE)	MAGNESIUM WHITE W/ JET BLACK (GLOSS) (WHT)

	SUPERX CARBON 4 RIVAL
CODE	2XC4C
FRAME	SUPERX, BALLISTEC CARBON, SPEED SAVE, BB30
FORK	SUPERX, BALLISTEC CARBON, 1-1/8" TO 1-1/4" STEERER
RIMS	FULCRUM RACING 7 CX
HUBS	FULCRUM RACING 7 CX
SPOKES	FULCRUM RACING 7 CX
TIRES	SCHWALBE RAPID ROB, 700X35C
CRANK	FSA GOSSAMER PRO, BB30, 46/36
BOTTOM BRACKET	FSA BB30
CHAIN	KMC X10SL
REAR COGS	SRAM PG-1050, 11-26, 10-SPEED
FR. DERAILLEUR	SRAM RIVAL, BRAZE ON
REAR DERAILLEUR	SRAM RIVAL
SHIFTERS	SRAM RIVAL
HANDLEBAR	CANNONDALE C2 COMPACT
GRIPS	CANNONDALE 3MM SUEDE W/ GEL BACKING BAR TAPE
STEM	CANNONDALE C2, 31.8, 6 DEG.
HEADSET	CANNONDALE SUPERX, 1-1/8" TO 1-1/4", 15MM TOP CAP
BRAKES	TRP EURO-X ALLOY
BRAKE LEVERS	SRAM RIVAL
SADDLE	FI'ZI:K TUNDRA 2
SEATPOST	CANNONDALE C3 CARBON WRAP, 27.2X300MM
SIZES	44, 48, 52, 54, 56, 58CM
COLOR 1 (CODE)	MAGNESIUM WHITE W/ JET BLACK (GLOSS) (WHT)

	CAADX 5 105
CODE	2XR5C
FRAME	CAADX CYCLOCROSS, OPTIMIZED 6061 ALLOY, BB30
FORK	CANNONDALE ULTRA X, CARBON BLADES, 1-1/8"
RIMS	MADDUX DRX 6000, 32 HOLE
HUBS	FORMULA, RB-51 FRONT, RB-52 REAR
SPOKES	STAINLESS STEEL, 15G
TIRES	SCHWALBE SAMMY SLICK, 700X35C
CRANK	FSA GOSSAMER, BB30, 46/36
BOTTOM BRACKET	FSA BB30
CHAIN	KMC X10, 10-SPEED
REAR COGS	SHIMANO TIAGRA 4600, 12-28, 10-SPEED
FR. DERAILLEUR	SHIMANO 105 5700, 34.9MM CLAMP
REAR DERAILLEUR	SHIMANO 105 5700
SHIFTERS	SHIMANO 105 5700
HANDLEBAR	CANNONDALE C3 COMPACT
GRIPS	CANNONDALE 3MM SUEDE W/ GEL BACKING BAR TAPE
STEM	CANNONDALE C3, 31.8, 6 DEG.
HEADSET	CAADX SI, 25MM TOP CAP
BRAKES	TEKTRO CR710
BRAKE LEVERS	SHIMANO 105 5700
SADDLE	CANNONDALE STAGE W/ CRMO RAILS
SEATPOST	CANNONDALE C3 ALLOY, 31.6MMX300MM
SIZES	44, 48, 51, 54, 56, 58, 61CM
COLOR (CODE)	BRUSHED ALUMINUM (GLOSS) (RAW)

	CAADX 6 TIAGRA
CODE	2XR6C
FRAME	CAADX CYCLOCROSS, OPTIMIZED 6061 ALLOY, BB30
FORK	CANNONDALE ULTRA X, CARBON BLADES, 1-1/8"
RIMS	MADDUX DRX 6000, 32 HOLE
HUBS	FORMULA, RB-51 FRONT, RB-52 REAR
SPOKES	STAINLESS STEEL, 15G
TIRES	SCHWALBE SAMMY SLICK, 700X35C
CRANK	FSA OMEGA BB30, 46/36
BOTTOM BRACKET	FSA BB30
CHAIN	KMC X10, 10-SPEED
REAR COGS	SHIMANO TIAGRA 4600, 12-28, 10-SPEED
FR. DERAILLEUR	SHIMANO TIAGRA 4600, 34.9MM CLAMP
REAR DERAILLEUR	SHIMANO TIAGRA 4600
SHIFTERS	SHIMANO TIAGRA 4600
HANDLEBAR	CANNONDALE C4 COMPACT
GRIPS	CANNONDALE 3MM SUEDE W/ GEL BACKING BAR TAPE
STEM	CANNONDALE C4, 31.8, 6 DEG.
HEADSET	CAADX SI, 25MM TOP CAP
BRAKES	TEKTRO CR520
BRAKE LEVERS	SHIMANO TIAGRA 4600
SADDLE	CANNONDALE STAGE W/ STEEL RAILS
SEATPOST	CANNONDALE C4 ALLOY, 31.6MMX300MM
SIZES	44, 48, 51, 54, 56, 58, 61CM
COLOR (CODE)	JET BLACK (MATTE) (BBQ)

MOUNTAIN SPECIFICATIONS

	CLAYMORE 1	CLAYMORE 2	JEKYLL CARBON 1	JEKYLL CARBON 2	JEKYLL ALLOY 3
CODE	ZVA1	ZVA2	ZVN1	ZVN2	ZVN3
FRAME	CLAYMORE, 180/110MM, SMARTFORMED ALLOY, BB30, ISCG03, DIABLO 1.5 SI HEAD TUBE	CLAYMORE, 180/110MM, SMARTFORMED ALLOY, BB30, ISCG03, DIABLO 1.5 SI HEAD TUBE	JEKYLL, 150/90MM, BALLISTEC HI-MOD CARBON, BB30, ISCG03, 1.5 SI HEAD TUBE	JEKYLL, 150/90MM, BALLISTEC HI-MOD CARBON, BB30, ISCG03, 1.5 SI HEAD TUBE	JEKYLL, 150/90MM, SMARTFORMED ALLOY, BB30, ISCG03, 1.5 SI HEAD TUBE
FORK	FOX TALAS R, 180MM, 20QR THRU AXLE, 1.5"	FOX VAN R O/B, 180MM, 20QR THRU AXLE, 1.5"	FOX 32 TALAS RLC FIT, 150MM, 15QR THRU AXLE, 1.5" W/KASHIMA	FOX 32 TALAS RL W/CUSTOM LOCKOUT THRESHOLD, 150MM, 15QR THRU AXLE, 1.5"	FOX 32 TALAS RL W/CUSTOM LOCKOUT THRESHOLD, 150MM, 15QR THRU AXLE, 1.5"
REAR SHOCK	FOX DYAD RT2 DUAL SHOCK 180/110MM	FOX DYAD RT2 DUAL SHOCK 180/110MM	FOX DYAD RT2 DUAL SHOCK 150/90MM	FOX DYAD RT2 DUAL SHOCK 150/90MM	FOX DYAD RT2 DUAL SHOCK 150/90MM
RIMS	SUNRINGLE CHARGER PRO, TUBELESS READY	SUNRINGLE INFERNO 27, 32 HOLE	MAVIC CROSSMAX ST, TUBELESS	SUNRINGLE BLACKFLAG EXPERT +, TUBELESS READY	SUNRINGLE INFERNO25, 32 HOLE
HUBS	SUNRINGLE CHARGER PRO, 20MM FRONT, 142X12MM REAR	FORMULA, 32 HOLE, THRU20 FRONT, 142X12MM REAR	MAVIC CROSSMAX ST, 15MM FRONT, 142X12MM REAR	SUNRINGLE BLACKFLAG EXPERT +, 24 HOLE, 15MM FRONT, 142X12MM REAR	FORMULA, 15MM FRONT, SUN RINGLE DIRTY FLEA 142X12MM REAR
SPOKES	SUNRINGLE CHARGER PRO	DT SWISS CHAMPION BLK 1.8MM	MAVIC CROSSMAX ST	SUNRINGLE BLACKFLAG EXPERT +	DT SWISS CHAMPION
TIRES	SCHWALBE HANS DAMPF SNAKESKIN TRAILSTAR, 2.35" TUBELESS READY	SCHWALBE HANS DAMPF PERFORMANCE, 2.35", FOLDING	SCHWALBE HANS DAMPF SNAKESKIN TRAILSTAR, 2.35" TUBELESS READY	SCHWALBE HANS DAMPF SNAKESKIN TRAILSTAR, 2.35" TUBELESS READY	SCHWALBE HANS DAMPF SNAKESKIN TRAILSTAR, 2.35" TUBELESS READY
CRANK	SRAM S1400, BB30, 36/22 W/GUARD	SRAM S1400, BB30, 36/22 W/GUARD	SRAM S2210, BB30, 38/24 W/GUARD	SRAM S2210, BB30, 38/24 W/GUARD	SRAM S1400, BB30, 44/33/22
BOTTOM BRACKET	SRAM BB30	SRAM BB30	SRAM BB30	SRAM BB30	SRAM BB30
CHAIN	KMC X10SL, 10-SPEED	KMC X10, 10-SPEED	KMC X10SL, 10-SPEED	KMC X10SL, 10-SPEED	KMC X10, 10-SPEED
REAR COGS	SRAM PG-1070, 11-36, 10-SPEED	SRAM PG-1030, 11-36, 10-SPEED	SRAM PG-1070, 11-36, 10-SPEED	SRAM PG-1070, 11-36, 10-SPEED	SHIMANO HG-62, 11-36, 10-SPEED
FR. DERAILLEUR	SRAM X9, DIRECT MOUNT	SRAM X7, DIRECT MOUNT	SRAM X9, DIRECT MOUNT	SRAM X7, DIRECT MOUNT	SRAM X7, DIRECT MOUNT
REAR DERAILLEUR	SHIMANO XT	SRAM X9	SHIMANO XTR	SRAM X9	SHIMANO XT
SHIFTERS	SHIMANO XT	SRAM X7	SHIMANO XT	SRAM X9	SHIMANO SLX
HANDLEBAR	FSA GRAVITY LITE, 710X25MM RISE	CANNONDALE C3 RISER, 740X18MM, 2014 ALLOY	TRUVATIV NOIR, 700X25MM RISE	CANNONDALE C2 RISER, 680X20MM, 2014 ALLOY	CANNONDALE C4 RISER, 680X20MM, 2014 ALLOY
GRIP	CANNONDALE ALLOY LOCKING GRIPS W/ CLOSED END	CANNONDALE ALLOY LOCKING GRIPS W/ CLOSED END	CANNONDALE ALLOY LOCKING GRIPS W/ CLOSED END	CANNONDALE ALLOY LOCKING GRIPS W/ CLOSED END	CANNONDALE ALLOY LOCKING GRIPS W/ CLOSED END
STEM	FSA GRAVITY LITE, 1.5", 31.8"	CANNONDALE C3, 1.5", 31.8"	CANNONDALE C2 1.5", 31.8, 5 DEG	CANNONDALE C2 1.5", 31.8, 5 DEG.	CANNONDALE C2 1.5", 31.8, 5 DEG.
HEADSET	TANGE SEIKI 1.5", SI ANGULAR CONTACT	TANGE SEIKI 1.5", SI ANGULAR CONTACT	TANGE SEIKI 1.5", INTEGRATED	TANGE SEIKI 1.5", INTEGRATED	TANGE SEIKI 1.5", INTEGRATED
BRAKES	AVID ELIXIR 9, 200/180MM	AVID ELIXIR 7, 200/180MM	AVID ELIXIR 9 CARBON, 180/180MM	AVID ELIXIR 7 CARBON, 180/180MM	AVID ELIXIR 7, 180/180MM
BRAKE LEVERS	AVID ELIXIR 9	AVID ELIXIR 7	AVID ELIXIR 9 CARBON	AVID ELIXIR 7 CARBON	AVID ELIXIR 7
SADDLE	PROLOGO SCRATCH X18	CANNONDALE STAGE CRMO	FI'ZI:K GOBI MG	FI'ZI:K GOBI XM	CANNONDALE STAGE CRMO
SEATPOST	X FUSION HILO, 31.6X385MM HEIGHT ADJUSTABLE W/REMOTE	CANNONDALE C2, 31.6X350MM	ROCKSHOX REVERB, 31.6X385MM HEIGHT ADJUSTABLE	CANNONDALE C2, 31.6X350MM	CANNONDALE C2, 31.6X350MM
SIZES	S, M, L, XL	S, M, L, XL	S, M, L, XL	S, M, L, XL	S, M, L, XL
EXTRAS	HIGH PRESSURE SHOCK PUMP, DYAD REMOTE LEVER, SYNTACE X-12 142 MM REAR AXLE	HIGH PRESSURE SHOCK PUMP, DYAD REMOTE LEVER, SYNTACE X-12 142 MM REAR AXLE	HIGH PRESSURE SHOCK PUMP, DYAD REMOTE LEVER, SYNTACE X-12 142 MM REAR AXLE	HIGH PRESSURE SHOCK PUMP, DYAD REMOTE LEVER, SYNTACE X-12 142 MM REAR AXLE	HIGH PRESSURE SHOCK PUMP, DYAD REMOTE LEVER, SYNTACE X-12 142 MM REAR AXLE
COLOR 1 (CODE)	JET BLACK (MATTE) (BBQ)	JET BLACK (MATTE) (BBQ)	EXPOSED CARBON W/MAGNESIUM WHITE (MATTE) (BBQ)	EXPOSED CARBON W/MAGNESIUM WHITE (MATTE) (BBQ)	JET BLACK (GLOSS) (BLK)
COLOR 2 (CODE)	N/A	N/A	N/A	ULTRA BLUE W/MAGNES. WHITE (GLOSS) (BLU)	MAGNESIUM WHITE (GLOSS) (WHT)

	JEKYLL ALLOY 4	RZ ONE TWENTY XLR 1	RZ ONE TWENTY XLR 2	RZ ONE TWENTY 1	RZ ONE TWENTY 2
CODE	ZVM4	ZVLX1	ZVLX2	ZVL1	ZVL2
FRAME	JEKYLL, 150/90MM, SMARTFORMED ALLOY, BB30, ISCG03, 1.5 SI HEAD TUBE	RZ ONE TWENTY, 120MM, SMARTFORMED ALLOY, BB30, 1.5 SI HEAD TUBE	RZ ONE TWENTY, 120MM, SMARTFORMED ALLOY, BB30, 1.5 SI HEAD TUBE	RZ ONE TWENTY, 120MM, SMARTFORMED ALLOY, BB30, 1.5 SI HEAD TUBE	RZ ONE TWENTY, 120MM, SMARTFORMED ALLOY, BB30, 1.5 SI HEAD TUBE
FORK	ROCKSHOX SEKTOR TK, DUAL POSITION, LOCKOUT, REBOUND, 15QR THRU AXLE, 1.5"	LEFTY ULTRA CARBON XLR, 120 MM, OPI, SOLO AIR	LEFTY ULTRA XLR, 120 MM, OPI, SOLO AIR	FOX 32 FLOAT RL, 120MM, 9MM QR, 1.5"	ROCKSHOX RECON GOLD TK, 120MM, SOLO AIR, LOCKOUT, REBOUND, 1.5"
REAR SHOCK	FOX DYAD RT2 DUAL SHOCK 150/90MM	ROCKSHOX MONARCH RT3	FOX RP2	FOX RP2	ROCKSHOX MONARCH RT
RIMS	SUNRINGLE INFERNO25, 32 HOLE	SUNRINGLE BLACKFLAG PRO LEFTY	STAN'S ZTR ARCH 26, 28 HOLE FRONT, 32 HOLE REAR	SUNRINGLE SR25, 28 HOLE FRONT, 32 HOLE REAR	SUNRINGLE SR25, 28 HOLE FRONT, 32 HOLE REAR
HUBS	FORMULA, 15MM FRONT, 142X12MM REAR	SUNRINGLE BLACKFLAG PRO LEFTY	LEFTY SL FRONT, SUNRINGLE DIRTY FLEA REAR	FORMULA DC20 FRONT, DC22 REAR	FORMULA DC20 FRONT, DC22 REAR
SPOKES	DT SWISS CHAMPION	SUNRINGLE BLACKFLAG PRO LEFTY	DT SWISS COMPETITION	DT SWISS COMPETITION	DT SWISS CHAMPION
TIRES	SCHWALBE HANS DAMPF SNAKESKIN TRAILSTAR, 2.35" TUBELESS READY	SCHWALBE RACING RALPH PERFORMANCE, 2.25", FOLDING	SCHWALBE RACING RALPH PERFORMANCE, 2.25", FOLDING	SCHWALBE RACING RALPH PERFORMANCE, 2.25", FOLDING	SCHWALBE RAPID ROB, 2.25"
CRANK	SRAM S1000 3.3, 44/33/22	SRAM S2210, BB30, 38/24	SRAM S2210, BB30, 44/33/22	SRAM S1000 3.3, 44/33/22	SHIMANO M552, 42/32/24
BOTTOM BRACKET	TRUVATIV POWERSPLINE	SRAM BB30	SRAM BB30	SRAM BB30	INCLUDED
CHAIN	KMC X10, 10-SPEED	KMC X10SL, 10-SPEED	KMC X10SL, 10-SPEED	KMC X10, 10-SPEED	KMC X10, 10-SPEED
REAR COGS	SRAM PG-1030, 11-36, 10-SPEED	SRAM PG-1070, 11-36, 10-SPEED	SRAM PG-1030, 11-36, 10-SPEED	SRAM PG-1030, 11-36, 10-SPEED	SRAM PG-1030, 11-36, 10-SPEED
FR. DERAILLEUR	SRAM X7, DIRECT MOUNT	SRAM X0, 34.9 HIGH CLAMP	SRAM X9, 34.9 HIGH CLAMP	SRAM X7, 34.9 HIGH CLAMP	SHIMANO SLX, 34.9 HIGH CLAMP
REAR DERAILLEUR	SRAM X7	SRAM XX	SHIMANO XTR	SRAM X9 CARBON	SHIMANO XT
SHIFTERS	SRAM X5	SRAM X0	SHIMANO XT	SRAM X9	SHIMANO SLX
HANDLEBAR	CANNONDALE C3 RISER, 680X20MM, 6061 ALLOY	TRUVATIV NOIR T30 RISER, 700 MM	CANNONDALE C2 RISER, 680 X 20 MM, 2014 ALLOY	CANNONDALE C2 RISER, 680X20MM, 2014 ALLOY	CANNONDALE C3 RISER, 680X20MM, 6061 ALLOY
GRIPS	CANNONDALE ALLOY LOCKING GRIPS W/ CLOSED END	CANNONDALE ALLOY LOCKING GRIPS W/ CLOSED END	CANNONDALE ALLOY LOCKING GRIPS W/ CLOSED END	CANNONDALE ALLOY LOCKING GRIPS W/ CLOSED END	CANNONDALE ALLOY LOCKING GRIPS W/ CLOSED END
STEM	CANNONDALE C4 1.5", 31.8, 5 DEG.	CANNONDALE OPI ADJUSTABLE, +6 DEG., 31.8	CANNONDALE OPI ADJUSTABLE, +6 DEG., 31.8	CANNONDALE C4, 1.5", 31.8"	CANNONDALE C3, 1.5", 31.8"
HEADSET	TANGE SEIKI 1.5", INTEGRATED	CANNONDALE HEADSHOK SI	CANNONDALE HEADSHOK SI	TANGE SEIKI, 1.5", INTEGRATED	TANGE SEIKI, 1.5", INTEGRATED
BRAKES	AVID ELIXIR 3, 180/160MM	AVID ELIXIR 9 CARBON 180/160 MM	AVID ELIXIR 7, 180/160 MM	AVID ELIXIR 5, 180/160MM	AVID ELIXIR 3, 180/160MM
BRAKE LEVERS	AVID ELIXIR 3	AVID ELIXIR 9 CARBON	AVID ELIXIR 7	AVID ELIXIR 5	AVID ELIXIR 3
SADDLE	CANNONDALE STAGE 2	FI'ZI:K TUNDR2 KM	FI'ZI:K TUNDR2 MG	FI'ZI:K TUNDR2	CANNONDALE STAGE 2
SEATPOST	CANNONDALE C2, 31.6X350MM	FI'ZI:K CYRANO CARBON, 31.6 X 400 MM	CANNONDALE C2, 31.6 X 400 MM	CANNONDALE C3, 31.6X400MM	CANNONDALE C3, 31.6X400MM
SIZES	S, M, L, XL	S, M, L, XL	S, M, L, XL	S, M, L, XL	S, M, L, XL
EXTRAS	HIGH PRESSURE SHOCK PUMP, DYAD REMOTE LEVER, SYNTACE X-12 142 MM REAR AXLE	N/A	N/A	N/A	N/A
COLOR 1 (CODE)	MAGNESIUM WHITE (GLOSS) (WHT)	MAGNESIUM WHITE W/ JET BLACK AND CHARCOAL GRAY ACCENTS (MATTE) (WHT)	MAGNESIUM WHITE W/ JET BLACK AND BERSERKER GREEN ACCENTS (GLOSS) (GRN)	JET BLACK (MATTE) (BBQ)	MAGNESIUM WHITE (GLOSS) (WHT)
COLOR 2 (CODE)	JET BLACK (GLOSS) (BLK)	N/A	N/A	N/A	JET BLACK (MATTE) (BBQ)

MOUNTAIN SPECIFICATIONS

	RZ ONE TWENTY 3	SCALPEL TEAM	SCALPEL 1	SCALPEL 2	SCALPEL 3
CODE	2VL3	2VP0	2VP1	2VP2	2VP3
FRAME	RZ ONE TWENTY, 120MM, SMARTFORMED ALLOY, BB30, 1.5 SI HEAD TUBE	SCALPEL, 80MM, BALLISTEC HI-MOD FULL CARBON, ZERO PIVOT, BB30, 1.5 SI HEAD TUBE	SCALPEL, 80MM, BALLISTEC HI-MOD FULL CARBON, ZERO PIVOT, BB30, 1.5 SI HEAD TUBE	SCALPEL, 80MM, BALLISTEC HI-MOD FULL CARBON, ZERO PIVOT, BB30, 1.5 SI HEAD TUBE	SCALPEL, 80MM, BALLISTEC HI-MOD FULL CARBON, ZERO PIVOT, BB30, 1.5 SI HEAD TUBE
FORK	ROCKSHOX RECON SILVER TK, 120MM, SOLO AIR, LOCKOUT, REBOUND, 1.5"	LEFTY SPEED CARBON XLR, 100MM, OPI, SOLO AIR	LEFTY SPEED CARBON XLR, 100 MM, OPI, SOLO AIR	LEFTY SPEED XLR, 100MM, OPI, SOLO AIR	LEFTY SPEED PBR, 100MM, OPI, SOLO AIR
REAR SHOCK	X FUSION E1 RL	ROCKSHOX MONARCH RT3	FOX RP23	ROCKSHOX MONARCH RT	ROCKSHOX MONARCH RT
RIMS	MADDUX DC 3.0, DOUBLE WALL, EYELETED, 28 HOLE FRONT, 32 HOLE REAR	MAVIC CROSSMAX SLR, TUBELESS	DT SWISS XCR 1.4 CUSTOM, 24 HOLE	SUNRINGLE BLACKFLAG PRO, 24 HOLE, TUBELESS READY	DT SWISS XCR 1.7 CUSTOM, 24 HOLE
HUBS	FORMULA DC20 FRONT, DC22 REAR	MAVIC CROSSMAX SLR LEFTY	DT SWISS XCR 1.4 FRONT, 240S REAR	SUNRINGLE BLACKFLAG PRO LEFTY	LEFTY SL FRONT, DT SWISS 370 REAR
SPOKES	DT SWISS CHAMPION	MAVIC CROSSMAX SLR	DT SWISS AEROSPEED	SUNRINGLE BLACKFLAG PRO	DT SWISS COMPETITION
TIRES	SCHWALBE RAPID ROB, 2.25"	SCHWALBE FURIOUS FRED PACESTAR, 26X2.0" TUBELESS READY	SCHWALBE RACING RALPH PACESTAR, 2.1" TUBELESS READY	SCHWALBE RACING RALPH PACESTAR, 2.1" TUBELESS READY	SCHWALBE RACING RALPH PACESTAR, 2.1" TUBELESS READY
PEDALS	FPD ALLOY BODY	N/A	N/A	N/A	N/A
CRANK	SRAM S800 3.2, 44/33/22	HOLLOWGRAM SL, 39/26 W/SRAM XX RINGS	SRAM S2210, BB30, 39/26	SRAM S2210, BB30, 39/26	SRAM S1400, BB30, 39/26
BOTTOM BRACKET	TRUVATIV POWERSPLINE	CANNONDALE BB30	SRAM BB30	SRAM BB30	SRAM BB30
CHAIN	KMC X10, 10-SPEED	KMC X10SL, 10-SPEED	KMC X10SL, 10-SPEED	KMC X10SL, 10-SPEED	KMC X10SL, 10-SPEED
REAR COGS	SRAM PG-1030, 11-36, 10-SPEED	SRAM XX, 11-36, 10-SPEED	SHIMANO M980, 11-36, 10-SPEED	SRAM PG-1070, 11-36, 10-SPEED	SRAM PG-1030, 11-36, 10-SPEED
FR. DERAILLEUR	SRAM X5, 34.9 HIGH CLAMP	SRAM XX, DIRECT MOUNT	SRAM X0, DIRECT MOUNT	SRAM X9, DIRECT MOUNT	SRAM X7, DIRECT MOUNT
REAR DERAILLEUR	SRAM X5	SRAM XX	SHIMANO XTR	SRAM X0	SHIMANO XT
SHIFTERS	SRAM X5	SRAM XX	SHIMANO XTR	SRAM X9	SHIMANO SLX
HANDLEBAR	CANNONDALE C3 RISER, 680X20MM, 6061 ALLOY	FSA K-FORCE RISER, 660X18MM	FSA SL-K RISER, 660 X 18 MM	CANNONDALE C2 RISER, 680X20MM, 2014 ALLOY	CANNONDALE C2 RISER, 680X20MM, 2014 ALLOY
GRIPS	CANNONDALE ALLOY LOCKING GRIPS W/ CLOSED END	CANNONDALE FOAM LOCKING GRIPS	CANNONDALE FOAM LOCKING GRIPS	CANNONDALE FOAM LOCKING GRIPS	CANNONDALE ALLOY LOCKING GRIPS W/ CLOSED END
STEM	CANNONDALE C3, 1.5", 31.8"	CANNONDALE OPI ADJUSTABLE, -5 DEG., 31.8	CANNONDALE OPI ADJUSTABLE, -5 DEG., 31.8	CANNONDALE OPI ADJUSTABLE, -5 DEG., 31.8	CANNONDALE OPI ADJUSTABLE, -5 DEG., 31.8
HEADSET	TANGE SEIKI, 1.5", INTEGRATED	CANNONDALE HEADSHOK SI	CANNONDALE HEADSHOK SI	CANNONDALE HEADSHOK SI	HEADSHOK
BRAKES	AVID ELIXIR 1, 180/160MM	AVID XX WORLD CUP, 160/140MM	AVID ELIXIR X0 CARBON, 160/140 MM	AVID ELIXIR 9 CARBON 160/140MM	AVID ELIXIR 7, 160/140MM
BRAKE LEVERS	AVID ELIXIR 1	AVID XX WORLD CUP	AVID ELIXIR X0 CARBON	AVID ELIXIR 9 CARBON	AVID ELIXIR 7
SADDLE	CANNONDALE STAGE 2	FI'ZI:K TUNDRA2 CARBON	FI'ZI:K TUNDRA2 KM	FI'ZI:K TUNDRA2 MG	FI'ZI:K TUNDRA2
SEATPOST	CANNONDALE C4, 31.6X400MM	FSA K-FORCE 25MM OFFSET, 31.6X400	FI'ZI:K CYRANO, 31.6 X 400 MM	CANNONDALE C2, 31.6X400MM	CANNONDALE C2, 31.6X400MM
SIZES	S, M, L, XL	S, M, L, XL	S, M, L, XL	S, M, L, XL	S, M, L, XL
COLOR (CODE)	JET BLACK (MATTE) (BBQ)	EXPOSED CARBON W/ MAGNESIUM WHITE AND BERSERKER GREEN ACCENTS (GLOSS) (REP)	JET BLACK W/ MAGNESIUM WHITE AND BERSERKER GREEN ACCENTS (GLOSS) (REP)	JET BLACK W/ MAGNESIUM WHITE AND RED ACCENTS (GLOSS) (BLK)	RACE RED W/ MAGNESIUM WHITE AND JET BLACK ACCENTS (GLOSS) (RED)
COLOR 2 (CODE)	N/A	N/A	N/A	JET BLACK W/ MAGNESIUM WHITE AND BERSERKER GREEN (GLOSS) (GRN)	JET BLACK W/ MAGNESIUM WHITE AND BERSERKER GREEN (GLOSS) (GRN)

	SCALPEL 29'ER CARBON 1	SCALPEL 29'ER CARBON 2	SCALPEL 29'ER ALLOY 3	SCALPEL 29'ER ALLOY 4	FLASH CARBON TEAM
CODE	2VP91	2VP92	2VP93	2VP94	2FS0S
FRAME	SCALPEL 29'ER, 100MM, BALLISTEC HI-MOD FULL CARBON, ZERO PIVOT SEATSTAY, BB30, 1.5 SI HEAD TUBE	SCALPEL 29'ER, 100MM, BALLISTEC HI-MOD FULL CARBON, ZERO PIVOT SEATSTAY, BB30, 1.5 SI HEAD TUBE	SCALPEL 29'ER, 100MM, SMARTFORMED ALLOY, BB30, 1.5 SI HEAD TUBE	SCALPEL 29'ER, 100MM, SMARTFORMED ALLOY, BB30, 1.5 SI HEAD TUBE	FLASH, BALLISTEC HI-MOD FULL CARBON, SPEED SAVE, BB30, 1.5 SI HEAD TUBE
FORK	LEFTY 29'ER CARBON XLR, 100MM, OPI, SOLO AIR	LEFTY 29'ER XLR, 100MM, OPI, SOLO AIR	LEFTY 29'ER PBR, 100MM, OPI, SOLO AIR	ROCKSHOX RECON GOLD TK 29, 100MM, SOLO AIR, LOCKOUT, REBOUND, 1.5", 20MM THRU	LEFTY SPEED CARBON XLR, 100MM, OPI, SOLO AIR
REAR SHOK	FOX RP23	ROCKSHOX MONARCH RT3	FOX RP2	X FUSION E1 RL	N/A
RIMS	DT SWISS TRICON 1550 29'ER LEFTY, TUBELESS READY	STAN'S ZTR ARCH 29'ER, 32 HOLE	SUNRINGLE INFERNO25, W/EYELET, 29'ER, 32 HOLE	SUNRINGLE INFERNO25, W/EYELET, 29'ER, 32 HOLE	MAVIC CROSSMAX SLR, TUBELESS
HUBS	DT SWISS TRICON 1550 29'ER LEFTY	LEFTY SL / SUNRINGLE DIRTY FLEA 142X12MM	LEFTY SL FRONT, FORMULA DHL-142 142X12MM REAR	FORMULA 20MM FRONT, 142X12MM REAR	MAVIC CROSSMAX SLR LEFTY
SPOKES	DT SWISS TRICON 1550 29'ER LEFTY	DT SWISS COMPETITION	DT SWISS COMPETITION	DT SWISS CHAMPION	MAVIC CROSSMAX SLR LEFTY
TIRES	SCHWALBE RACING RALPH EVO, 2.25" TUBELESS READY	SCHWALBE RACING RALPH EVO, 2.25" TUBELESS READY	SCHWALBE RACING RALPH EVO, 2.25" TUBELESS READY	SCHWALBE RAPID ROB 2.25"	SCHWALBE FURIOUS FRED PACESTAR, 26X2.0" TUBELESS READY
CRANK	HOLLOWGRAM SL, 39/26 W/XX CHAINRINGS	SRAM S2210, BB30, 39/26	SRAM S1000, BB30, 39/26	FSA COMET, 42/32/24	HOLLOWGRAM SL, 39/26 W/SRAM XX RINGS
BOTTOM BRACKET	SRAM PRESSFIT BB30	SRAM BB30	SRAM BB30	FSA MEGA X0	CANNONDALE BB30
CHAIN	KMC X10SL, 10-SPEED	KMC X10SL, 10-SPEED	KMC X10, 10-SPEED	KMC X10, 10-SPEED	KMC X10SL, 10-SPEED
REAR COGS	SRAM PG-1070, 11-36, 10-SPEED	SRAM PG-1070, 11-36, 10-SPEED	SRAM PG-1030, 11-36, 10-SPEED	SHIMANO HG-62, 11-36, 10-SPEED	SRAM XX, 11-36, 10-SPEED
FR. DERAILLEUR	SRAM X0, DIRECT MOUNT	SRAM X9, DIRECT MOUNT	SRAM X7, DIRECT MOUNT	SHIMANO SLX, DIRECT MOUNT	SRAM XX, DIRECT MOUNT
REAR DERAILLEUR	SRAM XX	SHIMANO XTR	SRAM X9	SHIMANO XT	SRAM XX
SHIFTERS	SRAM XX	SHIMANO XT	SRAM X7	SHIMANO DEORE	SRAM XX
HANDLEBAR	TRUVATIV NOIR FLAT, 700X10MM	TRUVATIV NOIR FLAT, 700X10MM	CANNONDALE C2 FLAT, 680X3MM, 2014 ALLOY	CANNONDALE C3 RISER, 680X20MM, 6061	FSA K-FORCE FLAT, 600MM
GRIPS	CANNONDALE ALLOY LOCKING GRIPS W/CLOSED END	CANNONDALE ALLOY LOCKING GRIPS W/CLOSED END	CANNONDALE ALLOY LOCKING GRIPS W/ CLOSED END	CANNONDALE ALLOY LOCKING GRIPS W/ CLOSED END	CANNONDALE FOAM LOCKING GRIPS
STEM	CANNONDALE OPI ADJUSTABLE, -15 DEG. 31.8	CANNONDALE OPI ADJUSTABLE, -15 DEG., 31.8	CANNONDALE C1 HEADSHOK, 31.8	CANNONDALE C3, 1.5", 31.8"	CANNONDALE OPI ADJUSTABLE, -5 DEGREE, 31.8
HEADSET	CANNONDALE HEADSHOK SI	CANNONDALE HEADSHOK SI	CANNONDALE HEADSHOK SI	TANGE 1.5 SI"	CANNONDALE HEADSHOK SI
BRAKES	AVID ELIXIR X0, CARBON, 180/160MM	AVID ELIXIR 9 CARBON, 180/160MM	AVID ELIXIR 5, 180/160MM	AVID ELIXIR 3, 180/160MM	AVID XX WORLD CUP, 160/140MM
BRAKE LEVERS	AVID ELIXIR X0 CARBON	AVID ELIXIR 9 CARBON	AVID ELIXIR 5	AVID ELIXIR 3	AVID XX WORLD CUP
SADDLE	FI'ZI:K TUNDRA2 KM	FI'ZI:K TUNDRA2	FI'ZI:K TUNDRA2	CANNONDALE STAGE CRMO	FI'ZI:K TUNDRA2 CARBON
SEATPOST	FI'ZI:K CYRANO, 31.6X400MM	FI'ZI:K CYRANO, 31.6X400MM	CANNONDALE C3, 31.6X400MM	CANNONDALE C3, 31.6X400MM	FLASH CARBON, 27.2X420MM W/SAVE
SIZES	S, M, L, XL	S, M, L, XL	S, M, L, XL	S, M, L, XL	S, M, L, XL
COLOR 1 (CODE)	EXPOSED CARBON W/ MAGNESIUM WHITE AND CHARCOAL GRAY (MATTE) (BBQ)	EXPOSED CARBON W/ MAGNESIUM WHITE AND BERSERKER GREEN (GLOSS) (BLK)	MAGNESIUM WHITE (GLOSS) (WHT)	JET BLACK (GLOSS) (BLK)	EXPOSED CARBON W/ MAGNESIUM WHITE AND BERSERKER GREEN ACCENTS (GLOSS) (REP)

MOUNTAIN SPECIFICATIONS

	FLASH CARBON 1	FLASH CARBON 2	FLASH CARBON 4	FLASH CARBON 4Z	FLASH 29'ER CARBON ULTIMATE
CODE	2FS1S	2FS2S	2FS4S	2FS4ZS	2FS290S
FRAME	FLASH, BALLISTEC HI-MOD FULL CARBON, SPEED SAVE, BB30, 1.5 SI HEAD TUBE	FLASH, BALLISTEC FULL CARBON, SPEED SAVE, BB30, 1.5 SI HEAD TUBE	FLASH, BALLISTEC FULL CARBON, SPEED SAVE, BB30, 1.5 SI HEAD TUBE	FLASH, BALLISTEC HI-MOD FULL CARBON, SPEED SAVE, BB30, 1.5 SI HEAD TUBE	FLASH 29'ER, BALLISTEC HI-MOD CARBON, SPEED SAVE, BB30 1.5 SI HEAD TUBE
FORK	LEFTY SPEED CARBON XLR, 100MM, OPI, SOLO AIR	LEFTY SPEED CARBON XLR, 100MM, OPI, SOLO AIR	FATTY DLR80, 80MM, OPI	MAGURA DURIN 100MM	LEFTY 29'ER CARBON XLR, 90MM, OPI, SOLO AIR
RIMS	DT SWISS XCR 1.4 CUSTOM, 24 HOLE	DT SWISS XCR 1.5	DT SWISS XCR 1.7 CUSTOM, 24 HOLE	DT SWISS XCR 1.7 CUSTOM, 24 HOLE	ENVE COMPOSITES TWENTY9 XC, 32 HOLE
HUBS	DT SWISS XCR 1.4 FRONT, 240S REAR	DT SWISS XCR 1.5	DT SWISS 370	DT SWISS 370	LEFTY SL FRONT, DT SWISS 240S REAR
SPOKES	DT SWISS AEROSPEED	DT SWISS XCR 1.5	DT SWISS COMPETITION	DT SWISS COMPETITION	DT SWISS AEROLITE
TIRES	SCHWALBE FURIOUS FRED PACESTAR, 26X2.0" TUBELESS READY	SCHWALBE RACING RALPH PACESTAR, 2.1" TUBELESS READY	SCHWALBE ROCKET RON PERFORMANCE, 2.1 FOLDING	SCHWALBE ROCKET RON PERFORMANCE, 2.1 FOLDING	SCHWALBE RACING RALPH PACESTAR, 2.1" TUBELESS READY
CRANK	SRAM S2210, BB30, 39/26	SRAM S2210, BB30, 39/26	SRAM S1000, BB30, 39/26	SRAM S1000, BB30, 39/26	HOLLOWGRAM SL, 39/26 W/SRAM XX RINGS
BOTTOM BRACKET	SRAM BB30	SRAM BB30	SRAM BB30	SRAM BB30	CANNONDALE BB30
CHAIN	KMC X10SL, 10-SPEED	KMC X10SL, 10-SPEED	KMC X10SL, 10-SPEED	KMC X10SL, 10-SPEED	KMC X10SL, 10-SPEED
REAR COGS	SHIMANO M980, 11-36, 10-SPEED	SRAM PG-1070, 11-36, 10-SPEED	SRAM PG-1030, 11-36, 10-SPEED	SRAM PG-1030, 11-36, 10-SPEED	SRAM XX, 11-36, 10-SPEED
FR. DERAILLEUR	SRAM X0, DIRECT MOUNT	SRAM X0, DIRECT MOUNT	SRAM X7, DIRECT MOUNT	SRAM X7, DIRECT MOUNT	SRAM XX, DIRECT MOUNT
REAR DERAILLEUR	SHIMANO XTR	SHIMANO XTR	SRAM X9	SRAM X9	SRAM XX
SHIFTERS	SHIMANO XTR	SHIMANO XT	SRAM X7	SRAM X7	SRAM XX
HANDLEBAR	FSA SL-K FLAT, 620MM	FSA SL-K FLAT, 620MM	CANNONDALE C2 RISER, 620X3MM, 2014 ALLOY	CANNONDALE C2 RISER, 620X3MM, 2014 ALLOY	ENVE COMPOSITES SWEEP, 700MM
GRIPS	CANNONDALE FOAM LOCKING GRIPS	CANNONDALE FOAM LOCKING GRIPS	CANNONDALE ALLOY LOCKING GRIPS W/ CLOSED END	CANNONDALE ALLOY LOCKING GRIPS W/ CLOSED END	CANNONDALE FOAM LOCKING GRIPS
STEM	CANNONDALE OPI ADJUSTABLE, -5 DEGREE, 31.8	CANNONDALE OPI ADJUSTABLE, -5 DEGREE, 31.8	CANNONDALE C1 HEADSHOK, 31.8	CANNONDALE C1, 31.8	CANNONDALE OPI ADJUSTABLE, -15 DEG., 31.8
HEADSET	CANNONDALE HEADSHOK SI	CANNONDALE HEADSHOK SI	CANNONDALE HEADSHOK SI	TANGE CUSTOM 1.5"	CANNONDALE HEADSHOK SI
BRAKES	AVID ELIXIR 9 CARBON, 160/140MM	AVID ELIXIR 9 CARBON, 160/140MM	AVID ELIXIR 7, 160/140MM	AVID ELIXIR 7, 160/140MM	SRAM XX WORLD CUP 160/140MM
BRAKE LEVERS	AVID ELIXIR 9 CARBON	AVID ELIXIR 9 CARBON	AVID ELIXIR 7	AVID ELIXIR 7	SRAM XX WORLD CUP
SADDLE	FI'ZI-K TUNDRA2 K-IUM	FI'ZI-K TUNDRA2 K-IUM	FI'ZI-K TUNDRA2	FI'ZI-K TUNDRA2	FI'ZI-K TUNDRA2 CRB
SEATPOST	FLASH CARBON, 27.2X420MM W/SAVE	FLASH CARBON, 27.2X420MM W/SAVE	CANNONDALE C2, 27.2X400MM	CANNONDALE C2, 27.2X400MM	FLASH CARBON, 27.2X420MM W/SAVE
SIZES	S, M, L, XL	S, M, L, XL	S, M, L, XL	S, M, L, XL	M, L, XL
COLOR 1 (CODE)	EXPOSED CARBON W/ MAGNESIUM WHITE AND BERSERKER GREEN ACCENTS (GLOSS) (REP)	JET BLACK W/ MAGNESIUM WHITE AND BERSERKER GREEN ACCENTS (GLOSS) (REP)	JET BLACK W/ MAGNESIUM WHITE AND BERSERKER GREEN ACCENTS (GLOSS) (GRN)	NU TEAM BLUE W/ MAGNESIUM WHITE (GLOSS) (BLU)	EXPOSED CARBON W/ MAGNESIUM WHITE (MATTE) (BBQ)
COLOR 1 (CODE)	N/A	JET BLACK W/ MAGNESIUM WHITE (GLOSS) (BLK)	NU TEAM BLUE W/ MAGNESIUM WHITE (GLOSS) (BLU)	JET BLACK W/ MAGNESIUM WHITE AND BERSERKER GREEN ACCENTS (GLOSS) (GRN)	MAGNESIUM WHITE (GLOSS) (WHT)

	FLASH 29'ER CARBON 1	FLASH 29'ER CARBON 2	FLASH 29'ER CARBON 3	FLASH ALLOY 1	FLASH ALLOY 3
CODE	2FS291S	2FS292S	2FS293S	2FA1	2FA3
FRAME	FLASH 29'ER, BALLISTEC HI-MOD CARBON, SPEED SAVE, BB30 1.5 SI HEAD TUBE	FLASH 29'ER, BALLISTEC CARBON, SPEED SAVE, BB30 1.5 SI HEAD TUBE	FLASH 29'ER, BALLISTEC CARBON, SPEED SAVE, BB30 1.5 SI HEAD TUBE	FLASH, SMARTFORMED ALLOY, SPEED SAVE, BB30, 1.5 SI HEAD TUBE	FLASH, SMARTFORMED ALLOY, SPEED SAVE, BB30, 1.5 SI HEAD TUBE
FORK	LEFTY 29'ER CARBON XLR, 90MM, OPI, SOLO AIR	LEFTY 29'ER XLR, 90MM, OPI, SOLO AIR	LEFTY 29'ER PBR, 90MM, OPI, SOLO AIR	LEFTY SPEED PBR, 100MM, OPI, SOLO AIR	FATTY DLR80, 80MM, OPI
RIMS	STAN'S ZTR ARCH 29'ER, 32 HOLE	STAN'S ZTR ARCH 29'ER, 32 HOLE	SUNRINGLE EQ25, WELDED, W/EYELET, 29'ER, 32 HOLE	MAVIC XM319, 28 HOLE	MADDUX DC3.0, DOUBLE WALL W/EYELET, 28 HOLE FRONT, 32 HOLE REAR
HUBS	LEFTY SL FRONT, DT SWISS 240S REAR	LEFTY SL FRONT, SUNRINGLE DIRTY FLEA REAR	LEFTY SL FRONT, SRAM X9 REAR	LEFTY SL FRONT, SRAM X9 REAR	FORMULA DC 20 FRONT, DC 22 REAR
SPOKES	DT SWISS AEROSPEED	DT SWISS COMPETITION	DT SWISS COMPETITION	DT SWISS COMPETITION	DT SWISS CHAMPION
TIRES	SCHWALBE RACING RALPH EVO, 2.25" TUBELESS READY	SCHWALBE RACING RALPH EVO, 2.25" TUBELESS READY	SCHWALBE RACING RALPH EVO, 2.25" TUBELESS READY	SCHWALBE RACING RALPH PACESTAR, 2.1" TUBELESS READY	SCHWALBE RAPID ROB, 2.1"
PEDALS	SRAM S2210, BB30, 39/26	SRAM S2210, BB30, 39/26	N/A	N/A	FPD ALLOY PLATFORM
CRANK	SRAM BB30	SRAM BB30	SRAM S1400, BB30, 39/26	SRAM S1400, BB30, 39/26	SHIMANO M552, 42/32/24
BOTTOM BRACKET	KMC X10SL, 10-SPEED	KMC X10SL, 10-SPEED	SRAM BB30	SRAM BB30	SHIMANO
CHAIN	SRAM PG-1070, 11-36, 10-SPEED	SRAM PG-1070, 11-36, 10-SPEED	KMC X10SL, 10-SPEED	KMC X10SL, 10-SPEED	KMC X10, 10-SPEED
REAR COGS	SRAM X0, DIRECT MOUNT	SRAM X9, DIRECT MOUNT	SRAM PG-1030, 11-36, 10-SPEED	SRAM PG-1070, 11-36, 10-SPEED	SRAM PG-1030, 11-36, 10-SPEED
FR. DERAILLEUR	SHIMANO XTR	SRAM X0	SRAM X7, DIRECT MOUNT	SRAM X7	SHIMANO DEORE
REAR DERAILLEUR	SHIMANO XTR	SRAM X9	SHIMANO XT	SRAM X9	SHIMANO XT
SHIFTERS	TRUVATIV NOIR FLAT, 700X10MM	TRUVATIV NOIR FLAT, 700X10MM	SHIMANO XT	SRAM X9	SHIMANO SLX
HANDLEBAR	CANNONDALE FOAM LOCKING GRIPS	CANNONDALE FOAM LOCKING GRIPS	CANNONDALE C2 FLAT, 680X3MM, 2014 ALLOY	CANNONDALE C2 RISER, 620X3MM, 2014 ALLOY	CANNONDALE C2 RISER, 680X20MM, 6061 ALLOY
GRIPS	CANNONDALE OPI ADJUSTABLE, -15 DEG., 31.8	CANNONDALE OPI ADJUSTABLE, -15 DEG., 31.8	CANNONDALE ALLOY LOCKING GRIPS W/ CLOSED END	CANNONDALE ALLOY LOCKING GRIPS W/ CLOSED END	CANNONDALE ALLOY LOCKING GRIPS W/ CLOSED END
STEM	CANNONDALE HEADSHOK SI	CANNONDALE HEADSHOK SI	CANNONDALE OPI ADJUSTABLE, -15 DEGR., 31.8	CANNONDALE OPI ADJUSTABLE, -5 DEGREE, 31.8	CANNONDALE C1 HEADSHOK, 31.8
HEADSET	AVID X0 CARBON, 180/160MM	AVID ELIXIR 9 CARBON, 180/160MM	CANNONDALE HEADSHOK SI	CANNONDALE HEADSHOK SI	CANNONDALE HEADSHOK SI
BRAKES	AVID X0 CARBON	AVID ELIXIR 9 CARBON	AVID ELIXIR 9, 180/160MM	AVID ELIXIR 7, 160/160MM	AVID ELIXIR 1, 160/160MM
BRAKE LEVERS	FI'ZI-K TUNDRA2 KM	FI'ZI-K TUNDRA2	AVID ELIXIR 9	AVID ELIXIR 7	AVID ELIXIR 1
SADDLE	FLASH CARBON, 27.2X420MM W/SAVE	FLASH CARBON, 27.2X420MM W/SAVE	FI'ZI-K TUNDRA2	CANNONDALE STAGE 2	CANNONDALE STAGE 2
SEATPOST	M, L, XL	M, L, XL	CANNONDALE C2, 27.2X400MM	CANNONDALE C2, 27.2X400MM	CANNONDALE C3, 27.2X400MM
SIZES	FINE SILVER W/ JET BLACK (GLOSS) (SLV)	MAGNESIUM WHITE W/ JET BLACK (GLOSS) (WHT)	M, L, XL	S, M, L, XL	S, M, L, XL
COLOR 1 (CODE)	EXPOSED CARBON W/ MAGNESIUM WHITE (MATTE) (BBQ)	MAGNESIUM WHITE W/ JET BLACK AND BERSERKER GREEN ACCENTS (GLOSS) (GRN)	MAGNESIUM WHITE W/ JET BLACK AND BERSERKER GREEN ACCENTS (GLOSS) (GRN)	MAGNESIUM WHITE (GLOSS) (WHT)	MAGNESIUM WHITE W/ BERSERKER GREEN ACCENTS (GLOSS) (GRN)
COLOR 2 (CODE)	N/A	N/A	MAGNESIUM WHITE W/ JET BLACK (GLOSS) (WHT)	N/A	JET BLACK (GLOSS) (BLK)

MOUNTAIN SPECIFICATIONS

	FLASH 29'ER ALLOY 1	FLASH 29'ER ALLOY 2	FLASH 29'ER ALLOY 3	TRAIL SL 1	TRAIL SL 2
CODE	2FA291	2FA292	2FA293	2FS1	2FS2
FRAME	FLASH 29'ER, SMARTFORMED ALLOY, SPEED SAVE, BB30, 1.5 SI HEAD TUBE	FLASH 29'ER, SMARTFORMED ALLOY, SPEED SAVE, BB30, 1.5 SI HEAD TUBE	FLASH 29'ER, SMARTFORMED ALLOY, SPEED SAVE, BB30, 1.5 SI HEAD TUBE	TRAIL SL, OPTIMIZED 6061 ALLOY, SAVE, 1.5" HEAD TUBE	TRAIL SL, OPTIMIZED 6061 ALLOY, SAVE, 1.5" HEAD TUBE
FORK	LEFTY 29'ER PBR, 90MM, OPI, SOLO AIR	LEFTY 29'ER PBR, 90MM, OPI, SOLO AIR	ROCKSHOX RECON GOLD TK 29, 80MM, SOLO AIR, LOCKOUT, REBOUND, 1.5"	ROCKSHOX RECON SILVER TK, 100MM, SOLO AIR, LOCKOUT, REBOUND, 1.5"	RST DEUCE AIR, 100MM, LOCKOUT, REBOUND, 1.5"
RIMS	SUNRINGLE INFERNO25, WELDED, W/EYELET, 29'ER, 32 HOLE	SUNRINGLE INFERNO25, WELDED, W/EYELET, 29'ER, 32 HOLE	MADDUX DC3.0 29'ER, DOUBLE WALL, W/ EYELET, 32 HOLE	MADDUX DC3.0, DOUBLE WALL W/EYELET, 28 HOLE FRONT, 32 HOLE REAR	MADDUX DC3.0, DOUBLE WALL W/EYELET, 28 HOLE FRONT, 32 HOLE REAR
HUBS	LEFTY SL FRONT, SRAM X9 REAR	LEFTY FRONT, FORMULA DC22 REAR	FORMULA DC20 FRONT, DC22 REAR	FORMULA DC20 FRONT, SHIMANO M475 REAR	FORMULA DC20 FRONT, SHIMANO M475 REAR
SPOKES	DT SWISS COMPETITION	DT SWISS CHAMPION	STAINLESS STEEL, BLACK, 15G	STAINLESS STEEL, 15G, BLACK	STAINLESS STEEL, 15G, BLACK
TIRES	SCHWALBE RAPID ROB, 2.25"	SCHWALBE RAPID ROB, 2.25"	SCHWALBE RAPID ROB, 2.25"	SCHWALBE RAPID ROB, 2.1"	SCHWALBE RAPID ROB, 2.1"
PEDAL	N/A	N/A	FPD ALLOY PLATFORM	WELLGO PLATFORM	WELLGO PLATFORM
CRANK	SRAM S1400, BB30, 39/26	SRAM S1000, BB30, 44/33/22	SHIMANO M552, 42/32/24	FSA COMET, 42/32/24	SHIMANO M430-8 OCTALINK, 44/32/22
BOTTOM BRACKET	SRAM BB30	SRAM BB30	SHIMANO	FSA MEGAEXO	SHIMANO BB-ES25, OCTALINK
CHAIN	KMC X10SL, 10-SPEED	KMC X10, 10-SPEED	KMC X10, 10-SPEED	KMC X10, 10-SPEED	SHIMANO HG53, 9-SPEED
REAR COGS	SRAM PG-1030, 11-36, 10-SPEED	SRAM PG-1030, 11-36, 10-SPEED	SRAM PG-1030, 11-36, 10-SPEED	SHIMANO HG-62, 11-36, 10-SPEED	SHIMANO HG-30, 11-32, 9-SPEED
FR.DERAILLEUR	SRAM X7	SRAM X7	SHIMANO DEORE	SHIMANO DEORE, 34.9 CLAMP	SHIMANO ALIVIO, 34.9 CLAMP
REAR DERAILLEUR	SRAM X9	SRAM X9	SHIMANO SLX	SHIMANO XT	SHIMANO SLX
SHIFTERS	SRAM X9	SRAM X7	SHIMANO SLX	SHIMANO DEORE	SHIMANO DEORE
HANDLEBAR	CANNONDALE C2 FLAT, 680X3MM, 2014 ALLOY	CANNONDALE C3 RISER, 680X20MM, ALLOY	CANNONDALE C3 RISER, 680X20MM, ALLOY	CANNONDALE C3 RISER, 680X20MM, 6061 ALLOY	CANNONDALE C3 RISER, 680X20MM, 6061 ALLOY
GRIPS	CANNONDALE ALLOY LOCKING GRIPS W/ CLOSED END	CANNONDALE ALLOY LOCKING GRIPS W/ CLOSED END	CANNONDALE ALLOY LOCKING GRIPS W/ CLOSED END	CANNONDALE ALLOY LOCKING GRIPS W/ CLOSED END	CANNONDALE ALLOY LOCKING GRIPS W/ CLOSED END
STEM	CANNONDALE OPI ADJUSTABLE, -15 DEGR., 31.8	CANNONDALE C1 HEADSHOK, 31.8	CANNONDALE C3, 1.5", 31.8"	CANNONDALE C4, 1.5", 31.8, 7 DEGREE	CANNONDALE C4, 1.5", 31.8, 7 DEGREE
HEADSET	CANNONDALE HEADSHOK SI	CANNONDALE HEADSHOK SI	TANGE 1.5 CUSTOM	TANGE CUSTOM 1.5"	TANGE CUSTOM 1.5"
BRAKES	AVID ELIXIR 7, 180/160MM	AVID ELIXIR 3, 180/160MM	AVID ELIXIR 1, 180/160MM	AVID ELIXIR 3, 160/160MM	SHIMANO BR-M505 HYDRAULIC DISC, 160/160MM
BRAKE LEVERS	AVID ELIXIR 7	AVID ELIXIR 3	AVID ELIXIR 1	AVID ELIXIR 3	SHIMANO BR-M505
SADDLE	CANNONDALE STAGE 2	CANNONDALE STAGE 2	CANNONDALE STAGE 2	CANNONDALE STAGE 2	CANNONDALE STAGE 2
SEATPOST	CANNONDALE C2, 27.2X400MM	CANNONDALE C2, 27.2X400MM	CANNONDALE C2, 27.2X400MM	CANNONDALE C3, 31.6X350MM (S, M) 400MM (L,X,J)	CANNONDALE C3, 31.6X350MM (S, M) 400MM (L,X,J)
SIZES	M, L, XL	M, L, XL	M, L, XL	S, M, L, XL, J	S, M, L, XL, J
COLOR 1 (CODE)	JET BLACK (MATTE) (BBQ)	MAGNESIUM WHITE (GLOSS) (WHT)	JET BLACK (MATE) (BBQ)	MAGNESIUM WHITE (GLOSS) (WHT)	JET BLACK (GLOSS) (BLK)
COLOR 2 (CODE)	N/A	N/A	N/A	N/A	N/A

	TRAIL SL 3	TRAIL SL 4	TRAIL SL 5	TRAIL SL 29'ER 2	TRAIL SL HS33
CODE	2FS3	2FS4	2FS5	2FS292	2FSHS
FRAME	TRAIL SL, OPTIMIZED 6061 ALLOY, SAVE, 1.5" HEAD TUBE	TRAIL SL, OPTIMIZED 6061 ALLOY, SAVE, 1.5" HEAD TUBE	TRAIL SL, OPTIMIZED 6061 ALLOY, SAVE, 1.5" HEADTUBE	TRAIL SL 29'ER, OPTIMIZED 6061 ALLOY, SAVE, 1.5" HEAD TUBE	TRAIL SL, OPTIMIZED 6061 ALLOY, SAVE, 1.5" HEAD TUBE
FORK	RST DEUCE COIL, 100MM, COIL/ELASTOMER, LOCKOUT, REBOUND, 1.5"	RST OMEGA TNL 100MM, COIL/ELASTOMER, LOCKOUT, 1-1/8"	RST OMEGA TNL, 100MM, COIL/ELASTOMER, LOCKOUT, 1-1/8"	ROCKSHOX RECON SILVER TK 29, 80MM, SOLO AIR, LOCKOUT, REBOUND, 1.5"	FATTY DLR80, 80MM, OPI, DISC/CANTI READY
RIMS	MADDUX DC3.0, DOUBLE WALL W/EYELET, 28 HOLE FRONT, 32 HOLE REAR	ALEX DC4.5, DOUBLE WALL, 28 HOLE FRONT, 32 HOLE REAR	ALEX DC4.5, DOUBLE WALL, 28 HOLE FRONT, 32 HOLE REAR	MADDUX DC3.0 29'ER, DOUBLE WALL W/ EYELET, 32 HOLE	MACH ONE DOUBLE WALL W/EYELET 28 HOLE FRONT, 32 HOLE REAR
HUBS	CANNONDALE C4 FRONT & REAR	CANNONDALE C4 FRONT & REAR	CANNONDALE C4 FRONT & REAR	FORMULA CDH20 FR, FORMULA CDH22 REAR	FORMULA DC20 FRONT, SHIMANO M475 REAR
SPOKES	STAINLESS STEEL, 15G, BLACK	STAINLESS STEEL, 15G, BLACK	STAINLESS STEEL, 15G, BLACK	STAINLESS STEEL, BLACK, 15G	STAINLESS STEEL, 15G, BLACK
TIRES	SCHWALBE RAPID ROB, 2.1"	SCHWALBE RAPID ROB, 2.1"	SCHWALBE RAPID ROB, 2.1"	KENDA SMALL BLOCK 8, 29X2.1"	SCHWALBE RAPID ROB, 2.1"
PEDALS	WELGO W/ALLOY CAGE	WELLGO W/ ALLOY CAGE	WELLGO W/ ALLOY CAGE	WELGO W/ALLOY CAGE	WELLGO PLATFORM
CRANK	SHIMANO M430-8 OCTALINK, 44/32/22	SHIMANO M391, 42/32/22	SHIMANO M311, 42/32/22	SRAM S800 3.1, 44/33/22, 175MM (M,L,X)	FSA COMET, 42/32/24
BOTTOM BRACKET	SHIMANO BB-ES25, OCTALINK	TANGE SEIKI LN-3912	TANGE SEIKI LN-3912	SRAM POWERSPLINE	FSA MEGA EXO
CHAIN	SHIMANO HG53, 9-SPEED	SHIMANO HG53, 9-SPEED	SHIMANO HG40, 8-SPEED	KMC X10, 10-SPEED	KMC X10, 10-SPEED
REAR COGS	SUNRACE M96, 11-34, 9-SPEED	SUNRACE M96, 11-34, 9-SPEED	SUNRACE M66, 12-32, 8-SPEED	SHIMANO HG62, 11-36, 10-SPEED	SHIMANO HG-62, 11-36, 10-SPEED
FR. DERAILLEUR	SHIMANO ALIVIO, 34.9 CLAMP	SHIMANO ACERA, 34.9 CLAMP	SHIMANO ALTUS, 34.9 CLAMP	SRAM X5	SHIMANO DEORE
REAR DERAILLEUR	SHIMANO DEORE	SHIMANO ALIVIO	SHIMANO ACERA	SRAM X5, 10-SPEED	SHIMANO XT
SHIFTERS	SHIMANO ALIVIO	SHIMANO ACERA	SHIMANO M310 TRIGGER	SRAM X5	SHIMANO DEORE
HANDLEBAR	CANNONDALE C3 RISER, 680X20MM, 6061 ALLOY	CANNONDALE C3 RISER, 680X20MM, ALLOY	CANNONDALE C3 RISER, 680X20 MM, ALLOY	CANNONDALE C3 RISER, 680X20MM, ALLOY	CANNONDALE C3 RISER, 680MM, 31.8
GRIPS	CANNONDALE ALLOY LOCKING GRIPS W/ CLOSED END	CANNONDALE DUAL DENSITY GRIPS	CANNONDALE DUAL DENSITY GRIPS	CANNONDALE ALLOY LOCKING GRIPS W/ CLOSED END	CANNONDALE ALLOY LOCKING GRIPS W/CLOSED END
STEM	CANNONDALE C4, 1.5", 31.8, 7 DEGREE	CANNONDALE C4, 1-1/8", 31.8, 7 DEGREE	CANNONDALE C4, 1-1/8", 31.8, 7 DEGREE	CANNONDALE C4, 1.5", 31.8, 7 DEGREE	CANNONDALE C1 HEADSHOK, 31.8
HEADSET	TANGE CUSTOM 1.5"	TANGE SEIKI 1.5" TO 1-1/8" REDUCER	TANGE SEIKI 1.5" TO 1 1/8" REDUCER	TANGE 1.5 CUSTOM	HEADSHOK
BRAKES	SHIMANO M446 HYDRAULIC 160/160MM	CANNOND.HELIX 6 HYDR. DISC, 160/160MM	PROMAX CD 7.0 MECH. DISC, 160/160 MM	AVID ELIXIR 1, 160/160MM	MAGURA HS33
BRAKE LEVERS	SHIMANO M446 HYDRAULIC	CANNONDALE HELIX 6 HYDRAULIC	PROMAX	AVID ELIXIR 1	MAGURA HS33
SADDLE	CANNONDALE STAGE 2	CANNONDALE STAGE 2	CANNONDALE STAGE 2	CANNONDALE STAGE 2	CANNONDALE STAGE 2
SEATPOST	CANNONDALE C3, 31.6X350MM (S, M) 400MM (L,X,J)	CAN. C3, 31.6X350MM (S, M) 400MM (L,X,J)	CAN. C3, 31.6X350MM (S, M) 400MM (L,X,J)	CANNONDALE C3, 31.6X350 (M), 400MM (L,X)	CAN. C3, 31.6X350MM (S, M) 400MM (L,X,J)
SIZES	S, M, L, XL, J	S, M, L, XL, J	S, M, L, XL, J	M, L, XL	S, M, L, XL, J
COLOR 1 (CODE)	JET BLACK (MATTE) (BBQ)	CHARCOAL GRAY (MATTE) (GRY)	JET BLACK (GLOSS) (BLK)	JET BLACK (MATTE) (BBQ)	JET BLACK (GLOSS) (BLK)
COLOR 2 (CODE)	MAGNESIUM WHITE (GLOSS) (WHT)	MAGNESIUM WHITE (GLOSS) (WHT)	N/A	N/A	N/A

URBAN SPECIFICATIONS

	E-BIKE	E-BIKE WOMEN'S	QUICK CX 1/MIXTE	QUICK CX 2/MIXTE	QUICK CX 3/MIXTE
CODE	2EBM1	2EBW1	2QCX1//2QCX1M	2QCX2//2QCX2M	2QCX3//2QCX3M
FRAME	E-SERIES SI HEADSHOK, MEN'S SPECIFIC W/ INTEGRATED RACK	E-SERIES SI HEADSHOK, MEN'S SPECIFIC W/ INTEGRATED RACK	QUICK CX SI, OPTIMIZED 6061 ALLOY, HEADSHOK	QUICK CX, OPTIMIZED 6061 ALLOY, SAVE, 1.5" HEAD TUBE	QUICK CX, OPTIMIZED 6061 ALLOY, SAVE, 1.5" HEAD TUBE
FORK	HEADSHOK FATTY DL50 (DL50 XL FOR SIZE 55, 60)	HEADSHOK FATTY DL50 (DL50 XL FOR SIZE 55, 60)	HEADSHOK FATTY OPI DL50	RST NEON PRO CUSTOM 1.5" TREKKING, TNL LOCKOUT, 50MM	RST NEON PRO CUSTOM 1.5" TREKKING ML LOCKOUT 50MM
RIMS	MADDEX C2 URBAN	MADDEX C2 URBAN	CANNONDALE DC3.0, 32 HOLE	MADDEX DC3.0, DOUBLE WALL W/EYELET, 32 HOLE	MADDEX TC 5.0, DOUBLE WALL, EYELET, MACHINED SIDEWALL, 32 HOLE
HUBS	SHIMANO M525	SHIMANO M525	SHIMANO SLX M665 CENTERLOCK DISC	SHIMANO DEORE M525 CENTERLOCK DISC	SHIMANO ALVIO M430
SPOKES	STAINLESS XD BLACK, 15G	STAINLESS XD BLACK, 15G	STAINLESS STEEL XD BLACK W/ RED NIPPLES	STAINLESS STEEL XD BLACK W/ RED NIPPLES, 15G	STAINLESS STEEL XD BLACK, 15G
TIRES	SCHWALBE MARATHON SUPREME 700X35C	SCHWALBE MARATHON SUPREME 700X35C	SCHWALBE SAMMY SLICK 700X35C	SCHWALBE SAMMY SLICK, 700X35C	SCHWALBE SAMMY SLICK, 700X35C
PEDALS	CANNONDALE QUICK	CANNONDALE QUICK	CANNONDALE URBAN 6POINT3 ALLOY	CANNONDALE URBAN 6POINT3 ALLOY PLATFORM	CANNONDALE URBAN 6POINT3 ALLOY PLATFORM
CRANK	FSA METROPOLIS, BOSCH SPECIFIC	FSA METROPOLIS, BOSCH SPECIFIC	FSA COMET MEGAEXO 46/36/28	SHIMANO DEORE M591, 48/36/26	SHIMANO ACERA M391, 48/36/26
BOTTOM BRACKET	BOSCH INTEGRATED DRIVE UNIT MOTOR	BOSCH INTEGRATED DRIVE UNIT MOTOR	FSA MEGAEXO	SHIMANO DEORE	SHIMANO ACERA
CHAIN	SHIMANO HG53	SHIMANO HG53	SHIMANO HG74	SHIMANO HG53, 9-SPEED	KMC Z99, 9-SPEED
REAR COGS	SHIMANO HG50 11-32, 9-SPEED.	SHIMANO HG50 11-32, 9-SPEED.	SHIMANO SLX HG81, 11-32, 10SPD	SHIMANO HG50, 11-32, 9-SPEED	SUNRACE CSM96, 11-32, 9-SPEED
FRONT DERAILLEUR	N/A	N/A	SHIMANO SLX, 34.9 CLAMP	SHIMANO DEORE, 34.9 CLAMP	SHIMANO ACERA, 34.9 CLAMP
REAR DERAILLEUR	SHIMANO SLX	SHIMANO SLX	SHIMANO XT	SHIMANO SLX SHADOW	SHIMANO DEORE SHADOW
SHIFTERS	SHIMANO DEORE	SHIMANO DEORE	SHIMANO SLX	SHIMANO DEORE	SHIMANO ACERA
HANDLEBAR	CANNONDALE TREKKING BLACK, 610MM	CANNONDALE TREKKING BLACK, 610MM	CANNONDALE C3 6061 DOUBLE BUTTED, 5MM RISE, 600MM	CANNONDALE C3, BUTTED 6061 ALLOY, 5MM RISE, 600 MM	CANNONDALE C3, BUTTED 6061 ALLOY, 5MM RISE, 600 MM
GRIPS	CANNONDALE LOCK ON ERGO PERFORMANCE GRIPS	CANNONDALE LOCK ON ERGO PERFORMANCE GRIPS	CANNONDALE URBAN ERGO LOCK-ON GRIPS	CANNONDALE URBAN ERGO LOCK-ON GRIPS	CANNONDALE URBAN ERGO LOCK-ON GRIPS
STEM	CANNONDALE C3 HEADSHOK ADJUSTABLE BLK	CANNONDALE C3 HEADSHOK ADJUSTABLE BLK	CANNONDALE C3 HEADSHOK, 3-D FORGED	CANNONDALE C3, 1.5", 3-D FORGED, 31.8, 7 DEG.	CANNONDALE C3, 1.5", 3-D FORGED, 31.8, 7 DEG.
HEADSET	TANGE SI HEADSHOK	TANGE SI HEADSHOK	HEADSHOK	TANGE CUSTOM 1.5"	TANGE CUSTOM 1.5"
BRAKES	MAGURA MT2 HYDRAULIC DISC	MAGURA MT2 HYDRAULIC DISC	MAGURA MT4 HYDRAULIC DISC	SHIMANO M446 HYDRAULIC DISC, 160/160 MM	TEKTRO 855 V-BRAKE
BRAKE LEVERS	MAGURA MT2 HYDRAULIC DISC	MAGURA MT2 HYDRAULIC DISC	MAGURA MT4	SHIMANO M446 HYDRAULIC DISC	CANNONDALE C3
SADDLE	SELLE ROYAL FRECCIA	SELLE ROYAL FRECCIA	CANNONDALE QUICK CX ERGO	CANNONDALE QUICK CX ERGO	CANNONDALE QUICK CX ERGO
SEATPOST	CANNONDALE C2, 2 BOLT, ALLOY, 31.6MM, 350MM	CANNONDALE C2, 2 BOLT, ALLOY	CANNONDALE C3, 2 BOLT, 2014 ALLOY	CANNONDALE C3, 2 BOLT, 2014 ALLOY, 31.6 X 350 MM,	CANNONDALE C4, ALLOY, 31.6 X 350 MM
SIZES	50, 55, 60	45, 50, 55	48, 52, 56, 60 MIXTE: 48, 53, 55	48, 52, 56, 60 MIXTE: 48, 53, 55	48, 52, 56, 60 MIXTE: 48, 53, 55
EXTRAS	CURANA FENDERS & CHAINCASE, TRELOCK LIGHT, AXA LOCK, BIBIA BELL AND CANNONDALE PUMP. INTEGRATED RACK MOUNTED BATTERY; 37V LI-ION, 288 WH	CURANA FENDERS & CHAINCASE, TRELOCK LIGHT, AXA LOCK, BIBIA BELL AND CANNONDALE PUMP. INTEGRATED RACK MOUNTED BATTERY; 37V LI-ION, 288 WH	N/A	N/A	N/A
COLOR 1 (CODE)	JET BLACK (MATTE) (BBQ)	WHITE GLUS/(WHT)	JET BLACK (MATTE) (BBQ)	MAGNESIUM WHITE (GLOSS) (WHT)	JET BLACK GLOSS/ BLK
COLOR 2 (CODE)	N/A	JET BLACK (MATTE) (BBQ)	N/A	N/A	N/A

	QUICK CX SPEED 1	QUICK CX SPEED 2/WOMEN'S	QUICK CX SPEED 3/WOMEN'S	QUICK CX SPEED 8/WOMEN'S	TESORO 0/MIXTE
CODE	2CX51	2CX52//2QSW2	2CX53//2QSW3	2CX58//2QSW8	2T50//2T50M
FRAME	QUICK FULL CARBON SI	QUICK CX, OPTIMIZED 6061 ALLOY, SAVE, 1-1/8" HEAD TUBE	QUICK CX, OPTIMIZED 6061 ALLOY, SAVE, 1-1/8" HEAD TUBE	QUICK CX, OPTIMIZED 6061 ALLOY, EBB, SAVE, 1-1/8" HEAD TUBE	TESORO SI HEADSHOK, OPTIMIZED 6061 ALLOY, EBB, SAVE DISC
FORK	QUICK FULL CARBON SI	QUICK, CARBON BLADES, ALLOY STEERER, 1-1/8", W/ LOW RIDER MOUNTS	QUICK, CARBON BLADES, ALLOY STEERER, 1-1/8", W/ LOW RIDER MOUNTS	QUICK, CARBON BLADES, ALLOY STEERER, 1-1/8", W/ LOW RIDER MOUNTS	HEADSHOK FATTY OPI DL50
RIMS	DT SWISS R1800 WHITE	MADDEX J460, DOUBLE WALL, EYELETED, 32 HOLE, GX460	CANNONDALE TC05, DOUBLE WALL, EYELETED, 32 HOLE	CANNONDALE TC05, DOUBLE WALL, EYELETED, 32 HOLE	CANNONDALE TC05
HUBS	DT SWISS R1800 WHITE	SHIMANO DEORE	SHIMANO ALVIO	SHIMANO ALVIO FRONT, NEXUS INTER-8 REAR	SHIMANO ALFINE 11
SPOKES	DT SWISS R1800 WHITE	STAINLESS STEEL XD BLACK W/ RED NIPPLES, 15G	STAINLESS STEEL XD BLACK W/ RED NIPPLES, 15G	STAINLESS STEEL XD BLACK W/ RED NIPPLES, 15G	STAINLESS STEEL XD BLACK W/ RED NIPPLES, 15G
TIRES	SCHWALBE MARATHON SUPREME 700X28C	SCHWALBE MARATHON SUPREME, 700X28C	SCHWALBE MARATHON SUPREME, 700X28C	SCHWALBE MARATHON SUPREME, 700X28C	SCHWALBE MARATHON SUPREME 700X35C
PEDALS	CANNONDALE URBAN 6POINT3 ALLOY	CANNONDALE URBAN 6POINT3 ALLOY	CANNONDALE URBAN 6POINT3 ALLOY	CANNONDALE URBAN 6POINT3 ALLOY	CANNONDALE URBAN 6POINT3 ALLOY
CRANK	FSA SL-K BB 30 50/34	SHIMANO 105 5700 COMPACT, 50/34	SHIMANO ALVIO M431 OCTALINK 48/36/26	TRUVATIV FIREX 1.1G, 42T	TRUVATIV FIREX, 42T
BOTTOM BRACKET	FSA SL-K BB30	SHIMANO 105 5700	SHIMANO ALVIO OCTALINK	CANNONDALE TP148 ECCENTRIC, TRUVATIV GXP	TRUVATIV GXP
CHAIN	SHIMANO ULTEGRA 6700	KMC X10, 10-SPEED	KMC Z99	KMC 8-SPEED	KMC Z610H BLACK
REAR COGS	SHIMANO ULTEGRA 6700 12-25, 10 SPD	SHIMANO TIAGRA 12-28, 10-SPEED	SHIMANO HG50 12-25, 9 SPD	SHIMANO NEXUS 18T	SHIMANO ALFINE 18T
FRONT DERAILLEUR	SHIMANO ULTEGRA	SHIMANO 105 5700, 34.9 CLAMP	SHIMANO ALVIO, 34.9 CLAMP	N/A	N/A
REAR DERAILLEUR	SHIMANO ULTEGRA	SHIMANO 105 5700	SHIMANO ALVIO	N/A	N/A
SHIFTERS	SHIMANO RL-770	SHIMANO TIAGRA 4600 FLATBAR	SHIMANO ALVIO	SHIMANO NEXUS 8-SPEED	SHIMANO ALFINE 11
HANDLEBAR	CANNONDALE C2 FLATBAR	CANNONDALE C4 FLATBAR, 620MM	CANNONDALE C4 FLATBAR, 620MM	CANNONDALE C4, 20MM RISE, 620MM	CANNONDALE TREKKING BLACK
GRIPS	CANNONDALE "CITYSCAPE" GRIPS WITH RED ANO RINGS	CANNONDALE URBAN ERGO LOCK-ON GRIPS	CANNONDALE URBAN ERGO LOCK-ON GRIPS	CANNONDALE URBAN ERGO LOCK-ON GRIPS	CE LOCK ON ERGO PERFORMANCE GRIPS
STEM	CANNONDALE C2 6 DEGREE	CANNONDALE C2, 31.8, 6 DEG.	CANNONDALE C2, 31.8, 6 DEG.	FSA VARIUS OS, ADJUSTABLE, 31.8	CANNONDALE UP C3 ADJUSTABLE BLACK
HEADSET	TANGE SEMI-INTEGRATED	TANGE SI	TANGE SI	TANGE SI	HEADSHOK
BRAKES	TEKTRO TRP CX9	CANNONDALE C2 MINI V, CARTRIDGE PADS	CANNONDALE C2 MINI V, CARTRIDGE PADS	SHIMANO DEORE M590 V-BRAKE	MAGURA MT2
BRAKE LEVERS	TEKTRO TRP ML940	TEKTRO MT5.0 CARBON	CANNONDALE C3	CANNONDALE C3	MAGURA MT2
SADDLE	FIZIK ALIANTE	CANNONDALE QUICK CX ERGO	CANNONDALE QUICK CX ERGO	CANNONDALE QUICK CX ERGO	CANNONDALE QUICK CX
SEATPOST	CANNONDALE QUICK FULL CARBON	CANNONDALE C3, 6061 ALLOY, 2 BOLT, 31.6 X 350MM	CANNONDALE C4, 6061 ALLOY, 31.6 X 350MM	CANNONDALE C4, 6061 ALLOY, 31.6 X 350MM	CANNONDALE C3 6061ALLOY, 2 BOLT, 31.6MM, 350MM
SIZES	46, 51, 57	48, 52, 56, 60 CM / WOMENS 42, 46, 52	48, 52, 56, 60 CM / WOMENS 42, 46, 52	48, 52, 56, 60 CM / WOMENS 42, 46, 52	48,52,56,60 / MIXTE 48,53,55
EXTRAS	N/A	N/A	N/A	N/A	TUBUS RACK, BUSCH & MULLER LIGHTS, CURANA FENDERS & CHAINCASE
COLOR 1 (CODE)	MATTE BLACK CARBON/CRB	BRUSHED ALUMINUM (GLOSS) (RAW)	JET BLACK (MATTE) (BBQ)	JET BLACK (MATTE)(BBQ)	BRUSHED ALUMINUM / RAW

URBAN SPECIFICATIONS

	TESORO 1/ MIXTE
CODE	2TS1/2TS1M
FRAME	TESORO SI HEADSHOK, OPTIMIZED 6061 ALLOY
FORK	HEADSHOK FATTY OPI DL50
RIMS	CANNONDALE TC05
HUBS	SHIMANO DEORE
SPOKES	STAINLESS STEEL XD BLACK W/ RED NIPPLES, 15G
TIRES	SCHWALBE MARATHON SUPREME 700X35C
PEDALS	CANNONDALE URBAN 6POINT3 ALLOY
CRANK	FSA COMET 46/36/28
BOTTOM BRACKET	FSA MEGAEXO
CHAIN	KMC X10
REAR COGS	SHIMANO 4600 12-30T, 10 SPD.
FRONT DERAILLEUR	SHIMANO SLX, 34.9 CLAMP
REAR DERAILLEUR	SHIMANO XT
SHIFTERS	SHIMANO SLX
HANDLEBAR	CANNONDALE TREKKING BLACK
GRIPS	CITY LOCK ON ERGO PERFORMANCE GRIPS
STEM	CANNONDALE UP C3 ADJUSTABLE BLACK
HEADSET	HEADSHOK
BRAKES	MAGURA HS11
BRAKE LEVERS	MAGURA HS11
SADDLE	CANNONDALE QUICK CX
SEATPOST	CANNONDALE C3 6061ALLOY, 2 BOLT, 31.6MM, 350MM
SIZES	48,52,56,60 / MIXTE 48,53,55
COLOR (CODE)	JET BLACK MATTE /BBQCHROME
EXTRAS	TUBUS RACK, BUSCH & MULLER LIGHTS, CURANA FENDERS & CHAINCASE

	TESORO 2/MIXTE
CODE	2TS3/2TS2M
FRAME	TESORO SI RIGID
FORK	CANNONDALE CARBON
RIMS	CANNONDALE TC05
HUBS	SHIMANO DEORE
SPOKES	STAINLESS STEEL XD BLACK W/ RED NIPPLES, 15G
TIRES	SCHWALBE MARATHON SUPREME 700X35C
PEDALS	CANNONDALE URBAN 6POINT3 ALLOY
CRANK	SHIMANO DEORE 46/36/28
BOTTOM BRACKET	SHIMANO OCTALINK
CHAIN	SHIMANO HG53
REAR COGS	SHIMANO DEORE HG50,11-32, 9 SPD.
FRONT DERAILLEUR	SHIMANO SLX, 34.9 CLAMP
REAR DERAILLEUR	SHIMANO SLX
SHIFTERS	SHIMANO DEORE
HANDLEBAR	CANNONDALE TREKKING BLACK
GRIPS	CANNONDALE LOCK ON ERGO PERFORMANCE GRIPS
STEM	CANNONDALE UP C3 ADJUSTABLE BLACK
HEADSET	TANGE SEMI-INTEGRATED
BRAKES	AVID SINGLE DIGIT 5
BRAKE LEVERS	AVID FR5
SADDLE	CANNONDALE QUICK CX
SEATPOST	CANNONDALE C3 6061ALLOY, 2 BOLT, 31.6MM, 350MM
SIZES	48,52,56,60 / MIXTE 48,53,55
COLOR (CODE)	CHARCOAL GRAY /GRY
EXTRAS	TRELOCK LIGHTS, CURANA FENDERS & CHAINCASE

	TESORO 3/MIXTE
CODE	2TS3/2TS3M
FRAME	TESORO SI RIGID, OPTIMIZED 6061 ALLOY,
FORK	CANNONDALE FATTY
RIMS	CANNONDALE TC05
HUBS	SHIMANO ALVIO
SPOKES	STAINLESS STEEL XD BLACK W/ RED NIPPLES, 15G
TIRES	SCHWALBE MARATHON SUPREME 700X35C
PEDALS	CANNONDALE URBAN 6POINT3 ALLOY
CRANK	SHIMANO ALVIO
BOTTOM BRACKET	SHIMANO ALVIO
CHAIN	SHIMANO HG53
REAR COGS	SHIMANO HG30 11-32, 9 SPD.
FRONT DERAILLEUR	SHIMANO ACERA, 34.9 CLAMP
REAR DERAILLEUR	SHIMANO ALVIO
SHIFTERS	SHIMANO ACERA
HANDLEBAR	CANNONDALE TREKKING BLACK
GRIPS	CANNONDALE LOCK ON ERGO PERFORMANCE GRIPS
STEM	CANNONDALE UP C3 ADJUSTABLE BLACK
HEADSET	TANGE SEMI-INTEGRATED
BRAKES	AVID SINGLE DIGIT 5
BRAKE LEVERS	AVID FR5
SADDLE	CANNONDALE QUICK CX
SEATPOST	CANNONDALE C3 6061 ALLOY, 2 BOLT, 31.6MM, 350MM
SIZES	48,52,56,60/ MIXTE 48,53,55
COLOR (CODE)	FINE SILVER /SLV
EXTRAS	STRELOCK LIGHTS, CURANA FENDERS & CHAINCASE

	BAD BOY 0
CODE	2BS0
FRAME	BAD BOY STEALTH HEADSHOK EBB
FORK	HEADSHOK FATTY OPI DL50
RIMS	MADDUX C2 URBAN SL, 32 HOLE
HUBS	SHIMANO ALFINE 11
SPOKES	STAINLESS XD BLACK, 15G
TIRES	SCHWALBE KOJAK RACE GUARD 700X28C
PEDALS	CANNONDALE URBAN 6POINT3 ALLOY
CRANK	TRUVATIV FIREX, 42T
BOTTOM BRACKET	TRUVATIV GXP
CHAIN	KMC Z610 BLACK
REAR COGS	SHIMANO ALFINE 18T
FRONT DERAILLEUR	N/A
REAR DERAILLEUR	N/A
SHIFTERS	SHIMANO ALFINE 11 RAPIDFIRE, 11 SPD
HANDLEBAR	CANNONDALE SI URBAN OPI STEM/HANDLEBAR, 620 MM
GRIPS	CANNONDALE CITYSCAPE URBAN LOCK-ON BLACK CHROME
STEM	CANNONDALE SI URBAN OPI STEM/HANDLEBAR, 7 DEG.
HEADSET	TANGE SI HEADSHOK
BRAKES	MAGURA MT2 HYDRAULIC DISC
BRAKE LEVERS	MAGURA MT2 HYDRAULIC DISC
SADDLE	FIZIK PAVE CX, ICS LIGHT
SEATPOST	CANNONDALE C2, 2 BOLT, ALLOY
SIZES	S, M, L, XL
COLOR (CODE)	JET BLACK MATTE/BBQ
EXTRAS	N/A

	BAD BOY 3
CODE	2BS3
FRAME	BAD BOY STEALTH, EBB, 1.5 SI HEAD TUBE
FORK	SOLO RIGID, OPI, 1.5" STEERER
RIMS	MADDUX C2 URBAN SL, 32 HOLE
HUBS	CANNONDALE LEFTY SL FRONT, SRAM I-MOTION 3-SPEED DISC
SPOKES	STAINLESS XD BLACK, 15G
TIRES	SCHWALBE KOJAK RACE GUARD, 700X28C
PEDALS	CANNONDALE URBAN 6POINT3 ALLOY
CRANK	TRUVATIV FIREX 1.1G 42T, ALLOY CHAINGUARD
BOTTOM BRACKET	CANNONDALE TP148 ECCENTRIC, TRUVATIV GXP
CHAIN	KMC Z610 BLACK
REAR COGS	SRAM I-MOTION, 17T
FRONT DERAILLEUR	N/A
REAR DERAILLEUR	N/A
SHIFTERS	SRAM I-MOTION 3, 3-SPEED
HANDLEBAR	CANNONDALE SI URBAN OPI STEM/HANDLEBAR, 620 MM
GRIPS	CANNONDALE CITYSCAPE URBAN LOCK-ON BLACK CHROME
STEM	CANNONDALE SI URBAN OPI STEM/HANDLEBAR, 7 DEG.
HEADSET	TANGE CUSTOM 1.5"
BRAKES	MAGURA MT2 HYDRAULIC DISC
BRAKE LEVERS	MAGURA MT2 HYDRAULIC DISC
SADDLE	FIZIK PAVE CX, ICS LIGHT
SEATPOST	CANNONDALE C2, 2 BOLT, ALLOY
SIZES	S, M, L, XL
COLOR (CODE)	JET BLACK MATTE /BBQ
EXTRAS	N/A

	BAD BOY 4
CODE	2BF4
FRAME	BAD BOY STEALTH, 1.5 HEAD TUBE
FORK	FATTY RIGID, OPI, 1.5" STEERER
RIMS	MADDUX C2 URBAN SL, 32 HOLE
HUBS	SHIMANO M525
SPOKES	STAINLESS XD BLACK, 15G
TIRES	SCHWALBE KOJAK RACE GUARD, 700X28C
PEDALS	CANNONDALE URBAN 6POINT3 ALLOY
CRANK	SHIMANO DEORE, 48/36/26
BOTTOM BRACKET	SHIMANO DEORE
CHAIN	KMC Z99 BLACK, 9-SPEED
REAR COGS	SUNRACE CSM969, BAD BOY, 11-32, 9-SPEED
FRONT DERAILLEUR	SHIMANO DEORE, 34.9 MM CLAMP
REAR DERAILLEUR	SHIMANO SLX, SHADOW
SHIFTERS	SHIMANO DEORE
HANDLEBAR	CANNONDALE SI URBAN OPI STEM/HANDLEBAR, 620 MM
GRIPS	CANNONDALE CITYSCAPE URBAN LOCK-ON BLACK CHROME
STEM	CANNONDALE SI URBAN OPI STEM/HANDLEBAR, 7 DEG.
HEADSET	TANGE CUSTOM 1.5"
BRAKES	SHIMANO M445 HYDRAULIC DISC
BRAKE LEVERS	SHIMANO M445 HYDRAULIC DISC
SADDLE	CANNONDALE BAD BOY URBAN
SEATPOST	CANNONDALE C2, 2 BOLT, ALLOY, 31.6 X 350 MM
SIZES	S, M, L, XL
COLOR (CODE)	JET BLACK MATTE /BBQ

	BAD BOY 8
CODE	2BS8
FRAME	BAD BOY STEALTH, EBB,1.5" HEAD TUBE
FORK	SOLO OPI RIGID, 1.5"
RIMS	MADDUX C2 URBAN, SL, 32 HOLE
HUBS	SHIMANO ALFINE 8
SPOKES	STAINLESS XD BLACK, 15G
TIRES	SCHWALBE KOJAK RACE GUARD 700X28C
PEDALS	CANNONDALE URBAN 6POINT3 ALLOY
CRANK	TRUVATIV FIREX, 42T
BOTTOM BRACKET	TRUVATIV GXP
CHAIN	KMC Z610 BLACK
REAR COGS	SHIMANO ALFINE 18T
FRONT DERAILLEUR	N/A
REAR DERAILLEUR	N/A
SHIFTERS	SHIMANO ALFINE 8 RAPIDFIRE, 8 SPD
HANDLEBAR	CANNONDALE SI URBAN OPI STEM/HANDLEBAR, 620 MM
GRIPS	CANNONDALE CITYSCAPE URBAN LOCK-ON BLACK CHROME
STEM	CANNONDALE SI URBAN OPI STEM/HANDLEBAR, 7 DEG.
HEADSET	TANGE SI
BRAKES	MAGURA MT2 HYDRAULIC DISC
BRAKE LEVERS	MAGURA MT2 HYDRAULIC DISC
SADDLE	FIZIK PAVE CX, ICS LIGHT
SEATPOST	CANNONDALE C2, 2 BOLT, ALLOY
SIZES	S, M, L, XL
COLOR (CODE)	JET BLACK MATTE /BBQ

	BAD BOY 2
CODE	2BF2
FRAME	BAD BOY STEALTH HEADSHOK
FORK	HEADSHOK FATTY OPI DL50
RIMS	MADDUX C2 URBAN SL, 32 HOLE
HUBS	SHIMANO DEORE
SPOKES	STAINLESS XD BLACK, 15G
TIRES	SCHWALBE KOJAK RACE GUARD 700X28C
PEDALS	CANNONDALE URBAN 6POINT3 ALLOY
CRANK	SHIMANO M431 48/36/26, BAD BOY
BOTTOM BRACKET	TANGE CARTRIDGE, JIS
CHAIN	KMC Z99 BLACK
REAR COGS	SUNRACE CSM969, BAD BOY, 11-32, 9-SPEED
FRONT DERAILLEUR	SHIMANO DEORE, 34.9 MM CLAMP
REAR DERAILLEUR	SHIMANO SLX
SHIFTERS	SHIMANO DEORE
HANDLEBAR	CANNONDALE SI URBAN OPI STEM/HANDLEBAR, 620 MM
GRIPS	CANNONDALE CITYSCAPE URBAN LOCK-ON BLACK CHROME
STEM	CANNONDALE SI URBAN OPI STEM/HANDLEBAR, 7 DEG.
HEADSET	TANGE SI HEADSHOK
BRAKES	MAGURA MT2 HYDRAULIC DISC
BRAKE LEVERS	MAGURA MT2 HYDRAULIC DISC
SADDLE	FIZIK PAVE CX, ICS LIGHT
SEATPOST	CANNONDALE C2, 2 BOLT, ALLOY
SIZES	S, M, L, XL
COLOR (CODE)	JET BLACK MATTE /BBQ

	BAD BOY 6
CODE	2BF6
FRAME	BAD BOY 1.1/8" HEAD TUBE
FORK	FATTY RIGID 1.1/8" STEERER
RIMS	MADDUX C2 URBAN SL, 32 HOLE
HUBS	SHIMANO ACERA RM66
SPOKES	STAINLESS XD BLACK, 15G
TIRES	SCHWALBE KOJAK RACE GUARD 700X28C
PEDALS	CANNONDALE PLATFORM, RESIN BODY
CRANK	SHIMANO ALVIO M431, 46/36/26
BOTTOM BRACKET	TANGE CARTRIDGE, JIS
CHAIN	KMC Z99 BLACK
REAR COGS	SUNRACE CSM668 11-32, BAD BOY, 9 SPD
FRONT DERAILLEUR	SHIMANO ALVIO 34.9MM CLAMP
REAR DERAILLEUR	SHIMANO DEORE
SHIFTERS	SHIMANO ALVIO
HANDLEBAR	CANNONDALE CHB 3.0
GRIPS	CITYSCAPE GRIPS, URBAN LOCK-ON BLACK CHROME
STEM	CANNONDALE C4
HEADSET	TANGE 1.1/8"
BRAKES	SHIMANO M445 HYDRAULIC DISC
BRAKE LEVERS	MAGURA M445 HYDRAULIC DISC
SADDLE	CANNONDALE BAD BOY URBAN
SEATPOST	CANNONDALE C4 6061ALLOY
SIZES	S, M, L, XL
COLOR (CODE)	JET BLACK MATTE /BBQ

	BAD BOY 7-26"
CODE	2BF7
FRAME	BAD BOY 26",1-1/8" HEAD TUBE
FORK	FATTY RIGID, 26", 1-1/8" STEERER
RIMS	MADDUX C2 URBAN SL 26", 32 HOLE
HUBS	SHIMANO RM40 FRONT, RM30 REAR
SPOKES	STAINLESS XD BLACK, 15G
TIRES	SCHWALBE KOJAK RACE GUARD, 26X2.0"
PEDALS	CANNONDALE PLATFORM, RESIN BODY
CRANK	SHIMANO ACERA M361, 48/36/26
BOTTOM BRACKET	TANGE CARTRIDGE, JIS
CHAIN	KMC Z99 BLACK, 9-SPEED
REAR COGS	SUNRACE CSM668, BAD BOY, 11-32, 9-SPEED
FRONT DERAILLEUR	SHIMANO ACERA, 34.9 MM CLAMP
REAR DERAILLEUR	SHIMANO ACERA
SHIFTERS	SHIMANO ACERA
HANDLEBAR	CANNONDALE C4 ALLOY, FLAT, 620 MM
GRIPS	CITYSCAPE GRIPS, URBAN LOCK-ON BLACK CHROME
STEM	CANNONDALE C4, 6 DEG, 31.8
HEADSET	TANGE SI 1-1/8"
BRAKES	TEKTRO 855 V-BRAKE
BRAKE LEVERS	CANNONDALE C4
SADDLE	CANNONDALE BAD BOY URBAN
SEATPOST	CANNONDALE C4, ALLOY, 31.6 X 350 MM
SIZES	S, M, L, XL
COLOR (CODE)	JET BLACK MATTE /BBQ

URBAN SPECIFICATIONS

	BAD GIRL 1
CODE	2BWS1
FRAME	BAD GIRL, OPTIMIZED 6061 ALLOY, HEADSHOK
FORK	HEADSHOK SOLO DL50, 50MM W/LOCKOUT, OPI
RIMS	MADDUX C2 URBAN SL, 32 HOLE
HUBS	CANNONDALE LEFTY FRONT, SHIMANO M525 REAR
SPOKES	STAINLESS, XD BLACK, 15G
TIRES	SCHWALBE KOJAK, 700X28C
PEDALS	CANNONDALE URBAN 6POINT3 ALLOY PLATFORM
CRANK	SHIMANO M431, 48/36/26
BOTTOM BRACKET	TANGE SEIKI LN-3912
CHAIN	KMC Z99, 9-SPEED
REAR CGGS	SUNRACE CSM969, 11-32, 9-SPEED
FRONT DERAILLEUR	SHIMANO DEORE, 34.9 CLAMP
REAR DERAILLEUR	SHIMANO SLX
SHIFTERS	SHIMANO DEORE
HANDLEBAR	CANNONDALE SI URBAN OPI STEM/HANDLEBAR, 600MM
GRIPS	CE CITYSCAPE URBAN LOCK-ON GRIPS, BLACK CHROME
STEM	CANNONDALE SI URBAN OPI STEM/HANDLEBAR, 7 DEG
HEADSET	HEADSHOK
BRAKES	MAGURA MT2 HYDRAULIC DISC, 160/160MM
BRAKE LEVERS	MAGURA MT2
SADDLE	CANNONDALE BAD GIRL
SEATPOST	CANNONDALE C2, 31.6X 350MM
SIZES	S, T
COLOR (CODE)	JET BLACK (MATTE) (BBQ)

	BAD GIRL 2
CODE	2BWF2
FRAME	BAD GIRL, OPTIMIZED 6061 ALLOY, 1.5 SI HEAD TUBE
FORK	FATTY RIGID, OPI, 1.5" ALLOY STEERER
RIMS	MADDUX C2 URBAN SL, 32 HOLE
HUBS	SHIMANO DEORE, M525
SPOKES	STAINLESS, XD BLACK, 15G
TIRES	SCHWALBE KOJAK, 700X28C
PEDALS	WELGGO PLATFORM
CRANK	SHIMANO M431, 48/36/26
BOTTOM BRACKET	TANGE SEIKI CARTRIDGE BB
CHAIN	KMC Z99, BLACK, 9-SPEED
REAR CGGS	SUNRACE M969, 11-32, 9-SPEED, BLACK
FRONT DERAILLEUR	SHIMANO ALIVIO, 34.9 CLAMP
REAR DERAILLEUR	SHIMANO DEORE
SHIFTERS	SHIMANO ALIVIO
HANDLEBAR	CANNONDALE SI URBAN OPI STEM/HANDLEBAR, 600MM
GRIPS	CITYSCAPE URBAN LOCK-ON GRIPS, BLACK CHROME
STEM	CANNONDALE SI URBAN OPI STEM/HANDLEBAR, 7 DEG.
HEADSET	TANGE CUSTOM 1.5"
BRAKES	SHIMANO M446 HYDRAULIC DISC, 160/160MM
BRAKE LEVERS	SHIMANO M446
SADDLE	CANNONDALE BAD GIRL
SEATPOST	CANNONDALE C3, 31.6X350MM
SIZES	S, T
COLOR (CODE)	JET BLACK (MATTE) (BBQ)

	HOOLIGAN 1
CODE	2HL1
FRAME	NEW HOOLIGAN DELTA V, URBAN COMPACT, 20" WHEEL, 1.5 SI HEAD TUBE
FORK	SOLO RIGID, OPI, 1.5" STEERER
RIMS	CANNONDALE DC3.0, 20", 32 HOLE
HUBS	CANNONDALE LEFTY SL FRONT, SHIMANO NEXUS 3-SPEED, CENTERLOCK DISC REAR
SPOKES	STAINLESS XD BLACK, 15G
TIRES	KENDA QUEST, 20 X 1.5"
PEDALS	CANNONDALE URBAN 6POINT3 ALLOY
CRANK	FSA VERO, SINGLE RING, DUAL ALLOY CHAINGUARD, 48T
BOTTOM BRACKET	CANNONDALE TP148 ECCENTRIC, TANGE CARTRIDGE, JIS
CHAIN	KMC Z72
REAR CGGS	SHIMANO 16T
FRONT DERAILLEUR	N/A
REAR DERAILLEUR	N/A
SHIFTERS	SHIMANO NEXUS REVO 3-SPEED
HANDLEBAR	CANNONDALE URBAN 6061, 620MM
GRIPS	CANNONDALE CITYSCAPE URBAN LOCK-ON GRIPS
STEM	CANNONDALE C3 ADJUSTABLE, 1.5", 3-D FORGED
HEADSET	TANGE CUSTOM 1.5"
BRAKES	SHIMANO M375 MECHANICAL DISC, 160/160 MM
BRAKE LEVERS	CANNONDALE C3
SADDLE	CANNONDALE HOOLIGAN URBAN
SEATPOST	CANNONDALE C3, 2 BOLT, ALLOY 31.6 X 520MM
SIZES	ONE SIZE
COLOR (CODE)	BEZERKER GREEN (GLOSS) (GRN)

WOMENS SPECIFICATIONS

	SUPERSIX WOMEN'S 3 ULTEGRA
CODE	2RWS3C
FRAME	SUPERSIX WOMEN'S, FULL CARBON, BB30
FORK	SUPERSIX, FULL CARBON, 1-1/8" TO 1.5" TAPERED STEERER, ALLOY DROPOUTS
RIMS	MAVIC KSYRIUM EQUIPE
HUBS	MAVIC KSYRIUM EQUIPE
SPOKES	MAVIC KSYRIUM EQUIPE
TIRES	SCHWALBE DURANO S, 700X23C, FOLDING
PEDALS	N/A
CRANK	FSA SL-K LIGHT CARBON BB30, 50/34
BOTTOM BRACKET	FSA BB30
CHAIN	SHIMANO ULTEGRA
REAR CGGS	SHIMANO ULTEGRA 6700, 11-28, 10-SPEED
FRONT DERAILLEUR	SHIMANO ULTEGRA 6700, 34.9MM CLAMP
REAR DERAILLEUR	SHIMANO ULTEGRA 6700
SHIFTERS	SHIMANO ULTEGRA 6700
HANDLEBAR	CANNONDALE C2 WOMEN'S COMPACT WING, AL-7050, HYDROFORMED
GRIPS	CANNONDALE 2.5MM SUEDE W/ GEL BACKING GRIP TAPE
STEM	CANNONDALE C2, 6 DEGREE, 31.8
HEADSET	SUPERSIX, 1.5 LOWER BEARING, 30MM CARBON, W/5MM HIDDEN ALLOY TOP COVER
BRAKES	SHIMANO ULTEGRA 6700
BRAKE LEVERS	SHIMANO ULTEGRA 6700 W/REACH ADJUST
SADDLE	FIZIK ARIONE DONNA, MG RAILS
SEATPOST	CANNONDALE C2, UD CARBON, 31.6MM, 300MM
SIZES	44, 48, 51, 54CM
COLOR (CODE)	BLUE TINT CLEAR W/MAGNESIUM WHITE (GLOSS) (BLU)

	CAAD10 WOMEN'S 5 105
CODE	2RW5C
FRAME	CAAD10 WOMEN'S, SMARTFORMED 6069 ALLOY, SPEED SAVE, BB30
FORK	CAAD10, SPEED SAVE FULL CARBON, 1-1/8" TO 1-1/4" TAPERED STEERER
RIMS	SHIMANO RS10
HUBS	SHIMANO RS10
SPOKES	SHIMANO RS10
TIRES	SCHWALBE LUGANO, 700X23C, FOLDABLE
PEDALS	N/A
CRANK	FSA GOSSAMER PRO BB30, 50/34
BOTTOM BRACKET	FSA BB30
CHAIN	SHIMANO 105 5700
REAR CGGS	SHIMANO 105 5700, 11-28, 10-SPEED
FRONT DERAILLEUR	SHIMANO 105 5700, BRAZE-ON
REAR DERAILLEUR	SHIMANO 105 5700
SHIFTERS	SHIMANO 105 5700
HANDLEBAR	CANNONDALE C3 WOMEN'S COMPACT, BUTTED 6061 ALLOY
GRIPS	CANNONDALE 2.5MM SUEDE W/ GEL BACKING GRIP TAPE
STEM	CANNONDALE C3, 6 DEGREE, 31.6
HEADSET	CAAD10, 1-1/4" LOWER BEARING, 25MM CARBON TOP CAP
BRAKES	SHIMANO 105 5700
BRAKE LEVERS	SHIMANO 105 5700
SADDLE	PROLOGO KAPPA DEA, PROT 2.0 RAILS
SEATPOST	CANNONDALE C3, CARBON WRAP, 27.2MM, 300MM
SIZES	44, 48, 51, 54CM
COLOR (CODE)	BRUSHED ALUMINUM W/ULTRA BLUE (GLOSS) (RAW)

	SYNAPSE WOMEN'S CARBON 5 105
CODE	2RWC5T
FRAME	SYNAPSE WOMEN'S, FULL CARBON, SAVE PLUS, BB30
FORK	SYNAPSE, FULL CARBON, SAVE PLUS, 1-1/8"
REAR SHOCK	N/A
RIMS	MAVIC AKSIUM WTS
HUBS	MAVIC AKSIUM WTS
SPOKES	MAVIC AKSIUM WTS
TIRES	MAVIC AKSION, 700X25C, FOLDING
PEDALS	N/A
CRANKS	FSA GOSSAMER PRO BB30, 50/39/30
BOTTOM BRACKET	FSA BB30
CHAIN	SHIMANO 105 5700
REAR CGGS	SHIMANO 105 5700, 11-28, 10-SPEED
FRONT DERAILLEUR	SHIMANO 105 5700, BRAZE-ON
REAR DERAILLEUR	SHIMANO 105 5700
SHIFTERS	SHIMANO 105 5700
HANDLEBAR	CANNONDALE C2 WOMEN'S COMPACT WING, AL-7050, HYDROFORMED
GRIPS	CANNONDALE 2.5MM SUEDE W/ GEL BACKING GRIP TAPE
STEM	CANNONDALE C2, 6 DEGREE, 31.8
HEADSET	SYNAPSE SI, 25MM TOP CAP
BRAKES	SHIMANO 105 5700
BRAKE LEVERS	SHIMANO 105 5700
SADDLE	PROLOGO KAPPA DEA, PROT 2.0 RAILS
SEATPOST	SYNAPSE SAVE PLUS MULTIFLEX SOFT
SIZES	44, 48, 51, 54CM
COLOR (CODE)	INDIGO BLUE W/ MAGNESIUM WHITE (GLOSS) (BLU)
EXTRAS	N/A

	SYNAPSE WOMEN'S ALLOY 6 TIAGRA
CODE	2RW6GT
FRAME	WOMEN'S SYNAPSE ALLOY, OPT. 6061 ALLOY, SAVE PLUS, BB30
FORK	SYNAPSE SAVE, CARBON BLADES, 1-1/8"
REAR SHOCK	N/A
RIMS	MADDUX R3.0, 28 HOLE
HUBS	FORMULA RB51, RB52
SPOKES	STAINLESS 15G
TIRES	SCHWALBE LUGANO, 700X25C
PEDALS	TEST RIDE PLATFORM
CRANKS	FSA OMEGA, BB30, TRIPLE 50/39/30
BOTTOM BRACKET	FSA BB30
CHAIN	KMC X10, 10-SPEED
REAR CGGS	SHIMANO TIAGRA 4600, 12-28, 10-SPEED
FRONT DERAILLEUR	SHIMANO TIAGRA 4600, 34.9 CLAMP
REAR DERAILLEUR	SHIMANO TIAGRA 4600
SHIFTERS	SHIMANO TIAGRA 4600 W/ REACH ADJUST SHIMS
HANDLEBAR	CANNONDALE C4 WOMEN'S COMPACT, 6061 ALLOY
GRIPS	CANNONDALE 2.5MM SUEDE W/ GEL BACKING GRIP TAPE
STEM	CANNONDALE C4, 31.8, 6 DEG
HEADSET	SYNAPSE SI, 25MM TOP CAP
BRAKES	CANNONDALE C4 W/ CARTRIDGE PADS
BRAKE LEVERS	SHIMANO TIAGRA 4600
SADDLE	CANNONDALE WOMEN'S RAVEN
SEATPOST	CANNONDALE C4, ALLOY, 27.2X300MM
SIZES	44, 48, 51, 54CM
COLOR (CODE)	PORCELAIN BLUE W/WHITE PEARL (GLOSS) (BLU)
EXTRAS	N/A

	SLICE WOMEN'S CARBON 5 105
CODE	2WMS5C
FRAME	SLICE WOMEN'S, FULL CARBON, AERO SAVE, BB30
FORK	SLICE AERO, FULL CARBON, 1-1/8"
REAR SHOCK	N/A
RIMS	MADDUX AERO G40 (650C/700C)
HUBS	FORMULA RB51, RB52
SPOKES	DT SWISS CHAMPION
TIRES	SCHWALBE LUGANO, 700X23C/ULTREMO ZK, 650X23C
PEDALS	N/A
CRANKS	FSA GOSSAMER PRO BB30, 50/34 (650C, 53/39)
BOTTOM BRACKET	FSA BB30
CHAIN	SHIMANO 105 5700
REAR CGGS	SHIMANO 105 5700, 11-28, 10-SPEED
FRONT DERAILLEUR	SHIMANO 105, 5700, BRAZE-ON
REAR DERAILLEUR	SHIMANO 105 5700
SHIFTERS	SHIMANO DURA ACE
HANDLEBAR	CANNONDALE C3 AERO BAR, 31.8 W/ FSA TRI MAX TEAM CLIP ONS
GRIPS	CANNONDALE 2.5MM SUEDE W/ GEL BACKING GRIP TAPE
STEM	CANNONDALE C3, 6061 3D FORGED ALLOY, 31.8MM, 6 DEG.
HEADSET	SLICE, SI, 15MM TOP CAP
BRAKES	SHIMANO 105 5700
BRAKE LEVERS	AERO ALLOY LEVER
SADDLE	PROLOGO TRI40 DEA, PROT 2.0 RAILS
SEATPOST	CANNONDALE SLICE CARBON AERO, 2 POSITION, 350MM
SIZES	47, 51, 54CM
COLOR (CODE)	MAGNESIUM WHITE W/JET BLACK, GREEN APPLE (GLOSS) (WHT)
EXTRAS	N/A

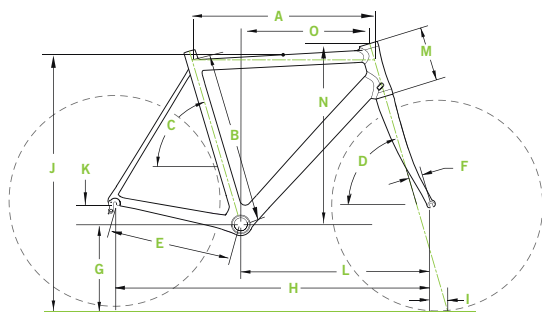
	SCARLET 2
CODE	2VNW2
FRAME	SCARLET, 150/90 MM, SMARTFORMED ALLOY, BB30, ISCG03, X-12, 1.5 SI HEADTUBE
FORK	FOX 32 TALAS RL W/CUSTOM LOCKOUT THRESHOLD, 150 MM, 150R THRU AXLE, 1.5"
REAR SHOCK	FOX DYAD RT2 DUAL SHOCK, 150/90 MM
RIMS	SUN RINGLE INFERNO 25, 32 HOLE
HUBS	FORMULA DC71, 15 MM FRONT, SUN RINGLE DIRTY FLEA, 142 X 12MM REAR
SPOKES	DT SWISS CHAMPION
TIRES	SCHWALBE HANS DAMPF, 26 X 2.35", FOLDING
PEDALS	N/A
CRANKS	SRAM S1000 BB30, 44/33/22
BOTTOM BRACKET	SRAM BB30
CHAIN	KMC X10, 10-SPEED
REAR CGGS	SRAM PG-1030, 11-36, 10-SPEED
FRONT DERAILLEUR	SRAM X7, DIRECT MOUNT
REAR DERAILLEUR	SRAM X7
SHIFTERS	SRAM X5
HANDLEBAR	CANNONDALE C2 RISER, 640 X 20 MM, 2014 ALLOY
GRIPS	CANNONDALE DUAL DENSITY LOCK-ON GRIPS
STEM	CANNONDALE C2, 1.5", 31.8
HEADSET	TANGE SEIKI, 1.5", INTEGRATED
BRAKES	AVID ELIXIR 5, 180/180 MM
BRAKE LEVERS	AVID ELIXIR 5
SADDLE	PROLOGO VERTIGO MAX DEA, PROT 2.0 RAILS
SEATPOST	CANNONDALE C2, 31.6 X 350 MM
SIZES	P, S, M
COLOR (CODE)	MAGNESIUM WHITE W/ RUBY RED (GLOSS) (WHT)
EXTRAS	HIGH PRESSURE SHOCK PUMP, DYAD REMOTE LEVER, SYNTACE X-12 142 MM REAR AXLE

	LEXI 2
CODE	2VWL2
FRAME	LEXI, 120MM, SMARTFORMED ALLOY, BB30, 1.5 SI HEADTUBE
FORK	ROCKSHOX RECON GOLD TK, 120MM, SOLO AIR, LOCKOUT, REBOUND, 1.5"
REAR SHOCK	ROCKSHOX MONARCH RT
RIMS	SUN RINGLE SR25, DOUBLE WALL W/EYELET, 28 HOLE
HUBS	FORMULA, DC20 SL FRONT, DC22 REAR
SPOKES	DT SWISS COMPETITION
TIRES	SCHWALBE RACING RALPH PERFORMANCE, 26 X 2.25", FOLDING
PEDALS	FPD ALLOY PLATFORM
CRANKS	SRAM S1000 BB30, 44/34/24
BOTTOM BRACKET	SRAM BB30
CHAIN	KMC X10, 10-SPEED
REAR CGGS	SRAM PG-1030, 11-36, 10-SPEED
FRONT DERAILLEUR	SRAM X-7, 34.9 HIGH CLAMP
REAR DERAILLEUR	SRAM X-9
SHIFTERS	SRAM X-7
HANDLEBAR	CANNONDALE C3 RISER, 640 X 20MM, 6061 ALLOY
GRIPS	CANNONDALE DUAL DENSITY LOCK-ON GRIPS
STEM	CANNONDALE C3, 1.5", 31.8
HEADSET	TANGE SEIKI, 1.5", INTEGRATED
BRAKES	AVID ELIXIR 3, 180/160MM
BRAKE LEVERS	AVID ELIXIR 3
SADDLE	CANNONDALE WOMEN'S XC, CRO-MO RAILS
SEATPOST	CANNONDALE C3, 31.6 X 350MM
SIZES	P, S, M
COLOR (CODE)	NEARLY BLACK W/ PORCELAIN BLUE (GLOSS) (GRY)
EXTRAS	N/A

WOMENS SPECIFICATIONS

	LEXI 3	TRAIL SL 2 WOMEN'S	TRAIL SL 3 WOMEN'S	TRAIL SL 5 WOMEN'S
CODE	/2VLW3	2FSW2	2FSW3	2FSW5
FRAME	LEXI, 120MM, SMARTFORMED ALLOY, BB30, 1.5 SI HEADTUBE	TRAIL SL WOMEN'S, OPTIMIZED 6061 ALLOY, SAVE, 1.5" HEAD TUBE	TRAIL SL WOMEN'S, OPTIMIZED 6061 ALLOY, SAVE, 1.5" HEAD TUBE	TRAIL SL WOMEN'S, OPTIMIZED 6061 ALLOY, SAVE, 1.5" HEAD TUBE
FORK	ROCKSHOX RECON SILVER TK, 120MM, SOLO AIR, LOCKOUT, REBOUND, 1.5"	RST DEUCE AIR, 100MM, LOCKOUT, REBOUND, 1.5"	RST DEUCE TNL, 100MM, SOFTER SPRING, LOCKOUT, 1.5"	RST BLAZE TNL, 100MM, SOFTER SPRING, REB., LOCKOUT, 1-1/8"
REAR SHOCK	X FUSION E1 RL, W/PEDAL PLATFORM	N/A	N/A	N/A
RIMS	MADDEX DC3.0, DOUBLE WALL W/EYELET, 28 HOLE	MADDEX DC3.0, DOUBLE WALL W/EYELET, 28 HOLE	TRAIL SL WOMEN'S, OPT. 6061 ALLOY, SAVE, 1.5" HEAD TUBE	ALEX DC4.5, DOUBLE WALL, 28 HOLE
HUBS	FORMULA, DC20 SL FRONT, DC22 REAR	FORMULA DC20 FRONT, SHIMANO M475 REAR	RST DEUCE TNL, 100MM, SOFTER SPRING, LOCKOUT, 1.5"	CANNONDALE C4 FRONT, C4 REAR
SPOKES	DT SWISS COMPETITION	STAINLESS STEEL, 15G, BLACK	STAINLESS STEEL, 15G, BLACK	STAINLESS STEEL, BLACK, 15G
TIRES	KENDA SLANT 6, 26 X 2.1", FOLDING	SCHWALBE RAPID ROB, 2.1"	SCHWALBE RAPID ROB, 2.1"	SCHWALBE RAPID ROB, 2.1"
PEDALS	FPD ALLOY PLATFORM	WELLGO PLATFORM	WELLGO PLATFORM	WELLGO PLATFORM
CRANKS	SHIMANO M430-8, 44/32/22	SHIMANO M430, 44/32/22	SHIMANO M430, 44/32/22	SHIMANO M311, 42/32/22
BOTTOM BRACKET	SHIMANO OCTALINK	SHIMANO OCTALINK	SHIMANO OCTALINK	TANGE SEIKI LN-3912
CHAIN	KMC X9, 9-SPEED	SHIMANO HG53, 9-SPEED	SHIMANO HG53, 9-SPEED	SHIMANO HG40, 8-SPEED
REAR COGS	SRAM PG-950, 11-34, 9-SPEED	SHIMANO HG-30, 11-32, 9-SPEED	SHIMANO HG-30, 11-32, 9-SPEED	SUNRACE M66, 12-32, 8-SPEED
FRONT DERAILLEUR	SHIMANO ALIVIO, 34.9 HIGH CLAMP	SHIMANO ALIVIO, 34.9 CLAMP	SHIMANO ALIVIO, 34.9 CLAMP	SHIMANO ALTUS, 34.9 CLAMP
REAR DERAILLEUR	SHIMANO DEORE	SHIMANO SLX	SHIMANO SLX	SHIMANO ACERA
SHIFTERS	SHIMANO DEORE	SHIMANO DEORE	SHIMANO DEORE	SHIMANO ALTUS
HANDLEBAR	CANNONDALE C3 RISER, 640 X 20MM, 6061 ALLOY	CANNONDALE C3 RISER, 620X20MM, 6061 ALLOY	CANNONDALE C3 RISER, 620X20MM, 6061 ALLOY	CANNONDALE C3 RISER, 620X20MM, 6061 ALLOY
GRIPS	CANNONDALE DUAL DENSITY LOCK-ON GRIPS	CANNONDALE ALLOY LOCKING GRIPS W/ CLOSED END	CANNONDALE ALLOY LOCKING GRIPS W/ CLOSED END	CANNONDALE DUAL DENSITY GRIPS
STEM	CANNONDALE C3, 1.5", 31.8	CANNONDALE C4, 1.5", 31.8, 7 DEGREE	CANNONDALE C4, 1.5", 31.8, 7 DEGREE	CANNONDALE C4, 31.8, 7 DEGREE
HEADSET	TANGE SEIKI, 1.5", INTEGRATED	TANGE CUSTOM 1.5"	TANGE CUSTOM 1.5"	TANGE CUSTOM 1.5"
BRAKES	SHIMANO M446, HYDRAULIC DISC, 185/160MM	SHIMANO BR-M446 HYDRAULIC DISC, 160/160MM	SHIMANO BR-M446 HYDRAULIC DISC, 160/160MM	PROMAX MECHANICAL DISC, 160/160MM
BRAKE LEVERS	SHIMANO M446	SHIMANO BR-M446	SHIMANO BR-M446	CANNONDALE C3
SADDLE	CANNONDALE WOMEN'S XC	CANNONDALE WOMEN'S XC W/AIRFLOW	CANNONDALE WOMEN'S XC W/AIRFLOW	CANNONDALE WOMEN'S XC W/AIRFLOW
SEATPOST	CANNONDALE C3, 31.6 X 350MM	CANNONDALE C3, 31.6X350MM	CANNONDALE C3, 31.6X350MM	CANNONDALE C3, 31.6X350MM
SIZES	P, S, M	P, S, M	P, S, M	P, S, M
COLOR (CODE)	MAGNESIUM WHITE W/ ROSY TOMORROW (GLOSS) (WHT)	JET BLACK (MATTE) (BBQ)	MAGNESIUM WHITE (GLOSS) (WHT)	CHARCOAL GRAY (GLOSS) (GRY)

ROAD GEOMETRY



SUPERSIX EVO AND SUPERSIX

SPECIFICATIONS	48	50	52	54	56	58	60	63
A HORIZONTAL TOP TUBE LENGTH (CM)	51.5	52.5	53.5	54.5	56	57.5	59	60
B MEASURED SIZE (CM)*	46	48	50	52	54	56	58	61
C SEAT TUBE ANGLE (DEGREES)	74.5	74.5	74	73.5	73.5	73	72.5	72
D HEAD TUBE ANGLE (DEGREES)	71.5	72.0	72.5	73	73	73.5	73.5	73.5
E CHAIN STAY LENGTH (CM)	40.5	40.5	40.5	40.5	40.5	40.5	40.8	40.8
F FORK RAKE (CM)	4.5	4.5	4.5	4.5	4.5	4.5	4.5	4.5
G BOTTOM BRACKET HEIGHT (CM)	26.5	26.5	26.5	26.8	26.8	27	27	27
H WHEELBASE (CM)	96.1	96.7	97.3	97.5	99.1	99.6	100.8	101.2
I TRAIL (CM)	6.3	6.0	5.7	5.7	5.4	5.4	5.4	5.3
J STANDOVER AT TOP TUBE MIDPOINT (CM)	74.2	75.5	76.7	78.8	80.4	82.5	84.3	86.9
K BOTTOM BRACKET DROP (CM)	7.2	7.2	7.2	6.9	6.9	6.7	6.7	6.7
L FRONT CENTER DISTANCE (CM)	56.3	56.9	57.5	57.6	59.1	59.7	60.6	60.9
M HEAD TUBE LENGTH (CM)	11	11.5	12	14	15.5	17.5	19.5**	22
N STACK (CM)	51.3	51.9	52.6	54.4	55.8	57.7	59.6***	62.0
O REACH (CM)	36.8	37.6	38.4	38.4	39.5	39.9	40.2	39.9

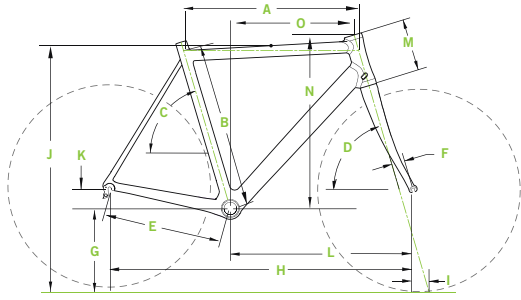
CAAD10

	48	50	52	54	56	58	60	63
	51.5	52.5	53.5	54.5	56.0	57.5	59.0	60.0
	46	48	50	52	54	56	58	61
	74.5	74.5	74	73.5	73.5	73	72.5	72
	72	72.5	73	73	73	73.5	73.5	73.5
	40.5	40.5	40.8	40.8	40.8	40.8	40.8	40.8
	5	5	5	5	4.5	4.5	4.5	4.5
	26.5	26.5	26.5	26.8	26.8	27.0	27.0	27.0
	96.5	97.2	97.7	97.8	99.3	99.9	100.1	101.3
	6.2	5.9	5.6	5.6	5.6	5.3	5.3	5.3
	74	75.3	76.5	78.5	80.1	82.2	83.8	86.6
	7.2	7.2	7.2	6.9	6.9	6.7	6.7	6.7
	57	57.7	57.9	58.0	59.7	60.1	61.0	61.4
	11	11.5	12.0	14.0	15.5	17.5	19.0	22.0
	51.7	52.3	52.9	54.6	56.0	57.9	59.3	62.2
	36.8	37.8	38.2	38.3	39.4	39.9	40.4	39.9

* THE MEASURED SIZE IS FROM THE CENTER OF THE BOTTOM BRACKET TO THE TOP OF THE TOP TUBE, MEASURED ALONG THE SEAT TUBE AXIS.

** SIZE 60 EVO HAS A HEAD TUBE LENGTH OF 19.5 WHILE FOR SUPER SIX THE LENGTH IS 19 *** SIZE 60 EVO HAS A STACK OF 59.6 WHILE FOR SUPER SIX THE STACK IS 59.3

ROAD GEOMETRY



CAAD8

SPECIFICATIONS	44	48	51	54	56	58	61
A HORIZONTAL TOP TUBE LENGTH (CM)	50	51	53	54.5	56	57.5	59.5
B MEASURED SIZE (CM)*	44	46	49	52	54	56	59
C SEAT TUBE ANGLE (DEGREES)	76	75	74.5	73.5	73.5	73	72.5
D HEAD TUBE ANGLE (DEGREES)	70.5	72	72.5	73	73	73.5	73.5
E CHAIN STAY LENGTH (CM)	40.8	40.8	40.8	40.8	40.8	40.8	40.8
F FORK RAKE (CM)	5	5	5	5	5	5	5
G BOTTOM BRACKET HEIGHT (CM)	26.5	26.5	26.5	26.8	26.8	27	27
H WHEELBASE (CM)	97.4	96.6	97.9	97.8	99.3	100	101.4
I TRAIL (CM)	6.5	5.6	5.3	5.5	5.5	5.2	5.2
J STANDOVER AT TOP TUBE MIDPOINT (CM)	73.2	74.4	76.6	78.9	80.6	82.6	85.4
K BOTTOM BRACKET DROP (CM)	7.2	7.2	7.2	6.9	6.9	6.7	6.7
L FRONT CENTER DISTANCE (CM)	57.2	56.4	57.8	57.6	59.1	59.7	61.1
M HEAD TUBE LENGTH (CM)	12.5	12.5	14	15.5	17	19	22
N STACK (CM)	52.2	52.8	54.4	55.8	57.3	59.2	62
O REACH (CM)	36	36.4	37.7	37.9	39	39.5	40.1

SYNAPSE HI-MOD & SYNAPSE CARBON

SPECIFICATIONS	48	51	54	56	58	61
A HORIZONTAL TOP TUBE LENGTH (CM)	51	52.5	54	56	58	60
B MEASURED SIZE (CM)*	42	45	48	51	53	56
C SEAT TUBE ANGLE (DEGREES)	74.5	74	74	73.5	73	72.5
D HEAD TUBE ANGLE (DEGREES)	71	72	72	72.5	73	73
E CHAIN STAY LENGTH (CM)	41	41	41	41	41	41
F FORK RAKE (CM)	5	5	5	5	5	5
G BOTTOM BRACKET HEIGHT (CM)	26.5	26.5	26.8	26.8	27.0	27.0
H WHEELBASE (CM)	97.0	97.5	98.7	99.9	101.1	102.6
I TRAIL (CM)	6.3	5.7	6.2	5.9	5.6	5.6
J STANDOVER AT TOP TUBE MIDPOINT (CM)	72.1	74.4	77.1	79.1	81.1	83.4
K BOTTOM BRACKET DROP (CM)	H	7.2	6.9	6.9	6.7	6.7
L FRONT CENTER DISTANCE (CM)	57.1	57.6	58.7	59.9	61.0	62.5
M HEAD TUBE LENGTH (CM)	13	14.5	16.5	18	20	22
N STACK (CM)	53.0	54.8	56.6	58.2	60.1	62.0
O REACH (CM)	35.5	36.3	37.4	38.6	39.6	40.5

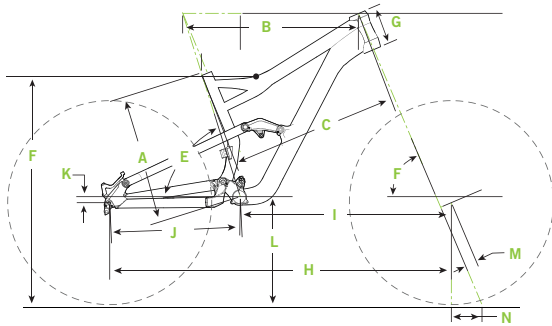
SLICE

SPECIFICATIONS	51	54	56	58	60
A HORIZONTAL TOP TUBE LENGTH (CM)	50.5	53.5	55	56.5	58
B MEASURED SIZE (CM)*	50	51.5	53.5	55.5	57.5
C SEAT TUBE ANGLE (DEGREES)	*VARIABLE	VARIABLE	VARIABLE	VARIABLE	VARIABLE
D HEAD TUBE ANGLE (DEGREES)	71.5	71.5	72	72	72
E CHAIN STAY LENGTH (CM)	40	40	40	40	40
F FORK RAKE (CM)	4.5	4.5	4.5	4.5	4.5
G BOTTOM BRACKET HEIGHT (CM)	26.5	26.5	26.5	26.5	26.5
H WHEELBASE (CM)	95.4	98.5	99.7	101.3	102.6
I TRAIL (CM)	6.5	6.5	6.2	6.2	6.2
J STANDOVER AT TOP TUBE MIDPOINT (CM)	74.9	76.4	78.3	80.2	82.2
K BOTTOM BRACKET DROP (CM)	7.2	7.2	7.2	7.2	7.2
L FRONT CENTER DISTANCE (CM)	56.5	59.6	60.7	62.3	63.9
M HEAD TUBE LENGTH (CM)	9	10.5	12.5	14.5	17
N STACK (CM)	**49.4	50.9	52.9	54.8	57.2
O REACH (CM)	**37.1	39.8	40.7	41.7	42.5

* THE SLICE SEAT POST HAS TWO POSITIONS FOR MOUNTING THE SADDLE. A FULL RANGE OF ANGLES FROM 73 TO 78 DEGREES IS ACHIEVABLE DEPENDING ON THE RIDER'S PREFERENCE AND/OR THE EVENT.

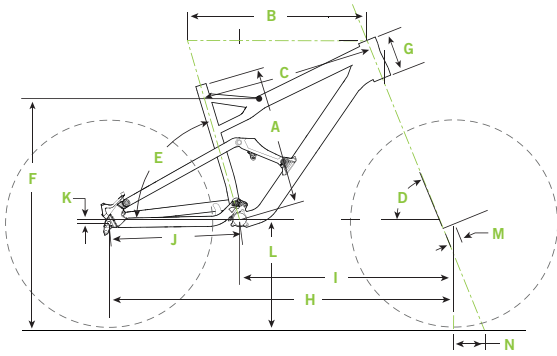
** STACK IS MEASURED VERTICALLY FROM THE CENTER OF THE BB TO THE TOP OF THE HEAD TUBE. REACH IS MEASURED HORIZONTALLY FROM THE CENTER OF THE BB TO THE TOP OF THE HEAD TUBE. IF YOU RIDE A 56 ROAD FRAME, YOU SHOULD CHOOSE A SIZE 56 SLICE FRAME.

MOUNTAIN GEOMETRY



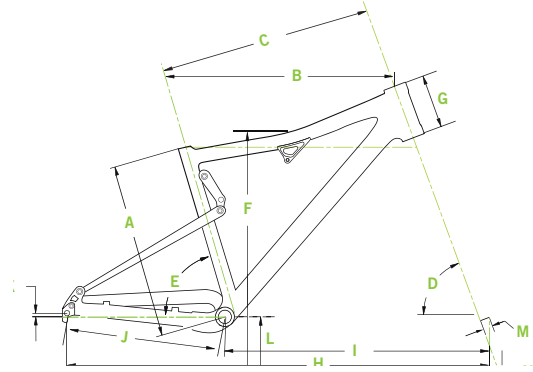
CLAYMORE

SPECIFICATIONS	SMALL	MEDIUM	LARGE	X-LARGE
A SEAT TUBE LENGTH (CM/IN)	39.5/15.6	43.0/16.9	47.0/18.5	51.0/20.1
B TOP TUBE HORIZONTAL (CM/IN)	54.9/21.6	58.2/22.9	61.1/24.1	64.3/25.3
C TOP TUBE ACTUAL (CM/IN)	52.9/20.8	55.6/21.9	58.2/22.9	61.3/24.1
D HEAD TUBE ANGLE HI BB	66.5°	67.0°	67.0°	67.0°
E HEAD TUBE ANGLE LOW BB	65.5°	65.5°	65.5°	65.5°
F SEAT TUBE ANGLE EFFECTIVE	73.0°	73.0°	73.0°	73.0°
G STANDOVER HI BB (CM/IN)	73.7/29.0	75.6/29.8	78.2/30.8	80.7/31.8
H STANDOVER LOW BB (CM/IN)	72.6/28.6	74.5/29.3	77.1/30.3	79.6/31.3
I HEAD TUBE LENGTH (CM/IN)	11.5/4.5	13.0/5.1	14.0/5.5	15.0/5.9
J WHEELBASE (CM/IN)	110.9/43.7	113.2/44.6	115.7/45.6	118.5/46.7
K FRONT CENTER (CM/IN)	67.6/26.6	69.9/27.5	72.4/28.5	75.2/29.6
L CHAIN STAY LENGTH (CM/IN)	43.3/17.0	43.3/17.0	43.3/17.0	43.3/17.0
M BOTTOM BRACKET DROP HI BB (CM/IN)	2.0/0.8	2.0/0.8	2.0/0.8	2.0/0.8
N BOTTOM BRACKET DROP LOW BB (CM/IN)	0.8/0.3	0.8/0.3	0.8/0.3	0.8/0.3
O BOTTOM BRACKET HEIGHT HI BB (CM/IN)	35.8/14.1	35.8/14.1	35.8/14.1	35.8/14.1
P BOTTOM BRACKET HEIGHT LOW BB (CM/IN)	34.6/13.6	34.6/13.6	34.6/13.6	34.6/13.6
Q FORK RAKE (CM/IN)	3.9/1.5	3.9/1.5	3.9/1.5	3.9/1.5
R TRAIL (CM/IN)	10.5/4.1	10.2/4.0	10.2/4.0	10.2/4.0



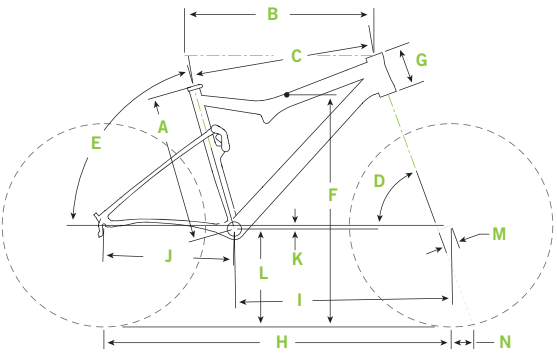
JEKYLL CARBON/JEKYLL ALLOY

SPECIFICATIONS	SMALL	MEDIUM	LARGE	X-LARGE
A SEAT TUBE LENGTH (CM/IN)	43.2/17.0	45.7/18.0	48.3/19.0	50.8/20.0
B TOP TUBE HORIZONTAL (CM/IN)	55.6/21.9	58.8/23.1	61.4/24.2	64.2/25.3
C TOP TUBE ACTUAL (CM/IN)	53.4/21.0	56.4/22.2	59.1/23.3	61.8/24.3
D HEAD TUBE ANGLE	67.7°	67.8°	67.9°	68.0°
E SEAT TUBE ANGLE EFFECTIVE	73.6°	73.6°	73.6°	73.6°
F STANDOVER (CM/IN)	75.2/29.6	75.3/29.6	76.4/30.1	77.7/30.6
G HEAD TUBE LENGTH (CM/IN)	13.4/5.3	13.4/5.3	13.4/5.3	16.0/6.3
H WHEELBASE (CM/IN)	110.0/43.3	113.1/44.5	115.5/45.5	118.4/46.6
I FRONT CENTER (CM/IN)	67.2/26.5	70.3/27.7	72.7/28.6	75.6/29.8
J CHAIN STAY LENGTH (CM/IN)	42.8/16.9	42.8/16.9	42.8/16.9	42.8/16.9
K BOTTOM BRACKET DROP (CM/IN)	1.2/0.5	1.2/0.5	1.2/0.5	1.2/0.5
L BOTTOM BRACKET HEIGHT (CM/IN)	35.0/13.8	35.0/13.8	35.0/13.8	35.0/13.8
M FORK RAKE (CM/IN)	4.0/1.6	4.0/1.6	4.0/1.6	4.0/1.6
N TRAIL (CM/IN)	9.5/3.8	9.5/3.8	9.4/3.7	9.3/3.7



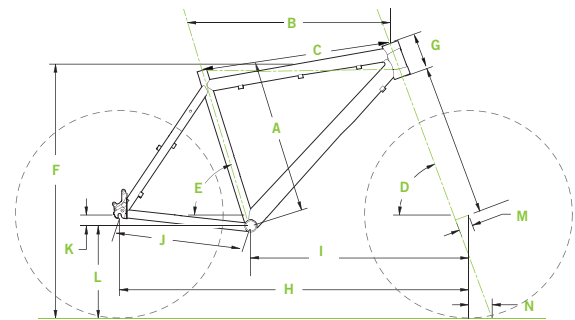
RZ ONE-TWENTY

SPECIFICATIONS	SMALL	MEDIUM	LARGE	X-LARGE
A SEAT TUBE LENGTH (CM/IN)	43.2/17.0	45.7/18.0	48.3/19.0	50.9/20.0
B TOP TUBE HORIZONTAL (CM/IN)	56.0/22.0	58.7/23.1	61.3/24.1	64.1/25.2
C TOP TUBE ACTUAL (CM/IN)	53.5/21.1	56.2/22.1	59.1/23.3	61.9/24.4
D HEAD TUBE ANGLE	69.0°	69.0°	69.0°	69.0°
E SEAT TUBE ANGLE EFFECTIVE	73.5°	73.5°	73.5°	73.5°
F STANDOVER (CM/IN)	73.1/28.8	76.0/29.9	76.1/30.0	76.0/29.9
G HEAD TUBE LENGTH - (CM/IN)	13.4/5.3	13.4/5.3	13.4/5.3	16.0/6.3
H WHEELBASE (CM/IN)	107.6/42.4	110.3/43.4	113.0/44.5	116.0/45.7
I FRONT CENTER (CM/IN)	65.2/25.7	67.8/26.7	70.5/27.8	73.5/28.9
J CHAIN STAY LENGTH (CM/IN)	42.5/16.7	42.5/16.7	42.5/16.7	42.5/16.7
K BOTTOM BRACKET DROP (CM/IN)	0.0/0.0	0.0/0.0	0.0/0.0	0.0/0.0
L BOTTOM BRACKET HEIGHT (CM/IN)	33.0/13.0	33.0/13.0	33.0/13.0	33.0/13.0
M FORK RAKE (CM/IN)	4.5/1.8	4.5/1.8	4.5/1.8	4.5/1.8
N TRAIL (CM/IN)	7.8/3.1	7.8/3.1	7.8/3.1	7.8/3.1



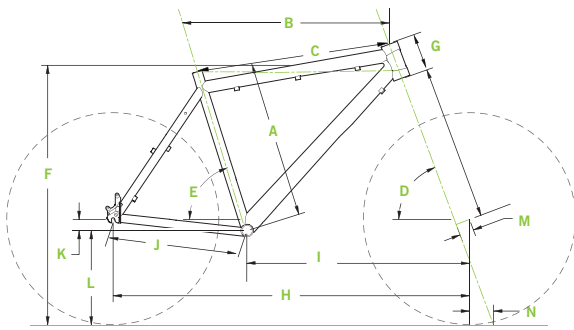
SCALPEL

SPECIFICATIONS	SMALL	MEDIUM	LARGE	X-LARGE
A SEAT TUBE LENGTH (CM/IN)	40.5/15.9	43.5/17.1	48.2/19.0	53.2/20.9
B TOP TUBE HORIZONTAL (CM/IN)	55.5/21.9	58.5/23.0	61.5/24.2	64.0/25.2
C TOP TUBE ACTUAL (CM/IN)	53.4/21.0	56.2/22.1	59.5/23.4	62.7/24.7
D HEAD TUBE ANGLE	69.3	69.6	69.8	70.0
E SEAT TUBE ANGLE EFFECTIVE	74.0	74.0	74.0	74.0
F STANDOVER (CM/IN)	75.9/29.9	75.7/29.8	75.4/29.7	75.4/29.7
G HEAD TUBE LENGTH - (CM/IN)	13.4/5.3	13.4/5.3	13.4/5.3	13.4/5.3
H WHEELBASE (CM/IN)	107.4/42.3	110.0/43.3	112.8/44.4	115.1/45.3
I FRONT CENTER (CM/IN)	65.0/25.6	67.7/26.6	70.4/27.7	72.7/28.6
J CHAIN STAY LENGTH (CM/IN)	42.4/16.7	42.4/16.7	42.4/16.7	42.4/16.7
K BOTTOM BRACKET DROP (CM/IN)	1.2/0.5	1.2/0.5	1.2/0.5	1.2/0.5
L BOTTOM BRACKET HEIGHT (CM/IN)	31.8/12.5	31.8/12.5	31.8/12.5	31.8/12.5
M FORK RAKE (CM/IN)	4.5/1.8	4.5/1.8	4.5/1.8	4.5/1.8
N TRAIL (CM/IN)	7.7/3.0	7.5/2.9	7.4/2.9	7.2/2.8



FLASH CARBON/ALLOY

SPECIFICATIONS	SMALL	MEDIUM	LARGE	X-LARGE
A SEAT TUBE LENGTH (CM/IN)	38.0/15	43.3/17	47.5/18.7	52.5/20.7
B TOP TUBE HORIZONTAL (CM/IN)	55.0/21.7	58.5/23	61.4/24.2	62.9/24.8
C TOP TUBE ACTUAL (CM/IN)	53.8/21.2	56.3/22.2	58.9/23.2	60.8/23.9
D HEAD TUBE ANGLE	70.0°	70.0°	70.0°	70.0°
E SEAT TUBE ANGLE EFFECTIVE	73.5°	73.5°	73.5°	73.5°
F STANDOVER AT TOP TUBE MIDPOINT (CM/IN)	74.4/29.3	74.4/29.3	74.4/29.3	74.4/29.3
G HEAD TUBE LENGTH - (CM/IN)	13.4/5.3	13.4/5.3	13.4/5.3	13.4/5.3
H WHEELBASE (CM/IN)	104.9/41.3	108.4/42.7	110.8/43.6	111.7/44
I FRONT CENTER (CM/IN)	62.7/24.7	66.2/26.1	68.6/27	69.5/27.4
J CHAIN STAY LENGTH (CM/IN)	42.4/16.7	42.4/16.7	42.4/16.7	42.4/16.7
K BOTTOM BRACKET DROP (CM/IN)	3.0/1.2	3.0/1.2	3.0/1.2	3.0/1.2
L BOTTOM BRACKET HEIGHT (CM/IN)	29.5/11.6	29.5/11.6	29.5/11.6	29.5/11.6
M FORK RAKE (CM/IN)	4.5/1.8	4.5/1.8	4.5/1.8	4.5/1.8
N TRAIL (CM/IN)	7.0/2.8	7.0/2.8	7.0/2.8	7.0/2.8



TRAIL SL

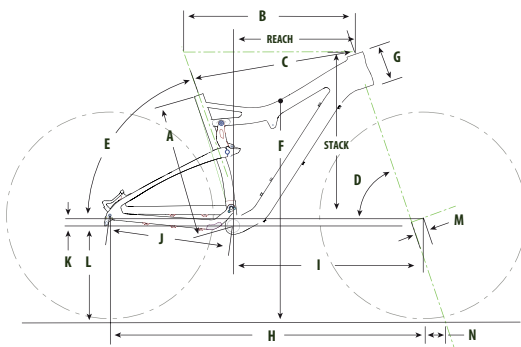
SPECIFICATIONS	SMALL	MEDIUM	LARGE	X-LARGE	JUMBO
A SEAT TUBE LENGTH (CM/IN)	38.0/15	43.3/17	47.5/18.7	52.5/20.7	57.0/22.4
B TOP TUBE HORIZONTAL (CM/IN)	55.0/21.7	58.4/23	61.4/24.2	62.9/24.8	63.7/25.1
C TOP TUBE ACTUAL (CM/IN)	53.9/21.2	56.3/22.2	58.9/23.2	60.4/23.8	61.7/24.3
D HEAD TUBE ANGLE	70.0°	70.0°	70.0°	70.0°	70.0°
E SEAT TUBE ANGLE EFFECTIVE	73.5°	73.5°	73.5°	73.5°	73.5°
F STANDOVER AT TOP TUBE (CM/IN)	74.3/29.3	74.3/29.3	74.3/29.3	74.3/29.3	74.3/29.3
G HEAD TUBE LENGTH - (CM/IN)	11.4/4.5	108.2/42.6	110.6/43.5	111.7/44	112.4/44.3
H WHEELBASE (CM/IN)	104.7/41.2	66.0/26	68.4/26.9	69.5/27.4	70.2/27.6
I FRONT CENTER (CM/IN)	62.6/24.6	62.6/24.6	62.6/24.6	62.6/24.6	62.6/24.6
J CHAIN STAY LENGTH (CM/IN)	42.4/16.7	42.4/16.7	42.4/16.7	42.4/16.7	42.4/16.7
K BOTTOM BRACKET DROP (CM/IN)	3.5/1.4	3.5/1.4	3.5/1.4	3.5/1.4	3.5/1.4
L BOTTOM BRACKET HEIGHT (CM/IN)	29.0/11.4	29.0/11.4	29.0/11.4	29.0/11.4	29.0/11.4
M FORK RAKE (CM/IN)	4.5/1.8	4.5/1.8	4.5/1.8	4.5/1.8	4.5/1.8
N TRAIL (CM/IN)	7.0/2.8	7.0/2.8	7.0/2.8	7.0/2.8	7.0/2.8

FLASH 29'ER CARBON/ALLOY

MEDIUM	LARGE	X-LARGE
43.3/17	47.5/18.7	52.5/20.7
59.3/23.3	62.2/24.5	64.1/25.2
57.8/22.8	59.7/23.5	61.2/24.1
71.0°	71.0°	71.5°
73.5°	73.5°	73.5°
80.9/31.9	80.9/31.9	80.9/31.9
13.4/5.3	13.4/5.3	13.4/5.3
108.8/42.8	111.1/43.7	111.8/44
65.2/25.7	67.5/26.6	68.2/26.9
44.4/17.5	44.4/17.5	44.4/17.5
6.5/2.6	6.5/2.6	6.5/2.6
30.5/12	30.5/12	30.5/12
4.5/1.8	4.5/1.8	4.5/1.8
8.0/3.1	8.0/3.1	7.6/3

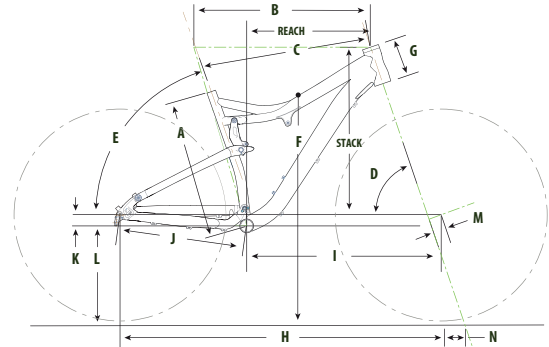
TRAIL SL29'ER

MEDIUM	LARGE	X-LARGE
43.3/17	47.5/18.7	52.5/20.7
59.4/23.4	62.3/24.5	64.0/25.2
57.5/22.6	59.7/23.5	61.3/24.1
71.0°	71.0°	71.0°
73.5°	73°	72.5°
80.9/31.9	80.0/31.5	84.4/33.2
13.4/5.3	11.4/4.5	11.4/4.5
108.8/42.8	111.1/43.7	112.2/44.2
65.2/25.7	67.5/26.6	68.6/24
44.4/17.5	44.4/17.5	44.4/17.5
6.5/2.6	6.5/2.6	6.5/2.6
30.5/12	30.5/12	30.5/12
4.5/1.8	4.5/1.8	4.5/1.8
8.0/3.1	8.0/3.1	8.0/3.1



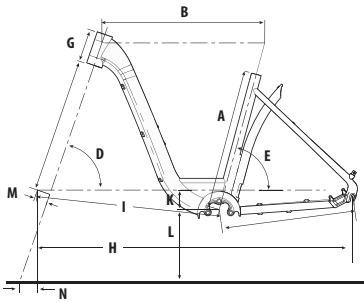
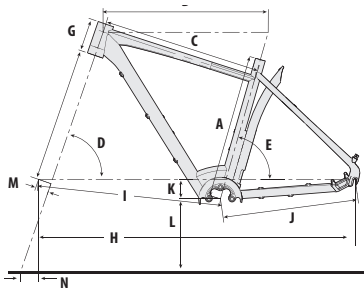
SCALPEL 29'ER CARBON

SPECIFICATIONS	SMALL	MEDIUM	LARGE	X-LARGE
A SEAT TUBE LENGTH (CM/IN)	42.0/16.5	44.5/17.5	48.5/19.1	53.5/21.1
B TOP TUBE HORIZONTAL (CM/IN)	56.9/22.4	59.3/23.3	61.7/24.3	64.1/25.2
C TOP TUBE ACTUAL (CM/IN)	53.5/21.1	55.5/21.9	57.8/22.8	60.5/23.8
D HEAD TUBE ANGLE	70.5°	71.0°	71.2°	71.4°
E SEAT TUBE ANGLE EFFECTIVE	73.5°	73.5°	73.5°	73.5°
F STANDOVER (CM/IN)	73.6/29.0	74.7/29.4	75.6/29.8	77.2/30.4
G HEAD TUBE LENGTH (CM/IN)	12.2/4.8	12.2/4.8	12.2/4.8	12.2/4.8
H WHEELBASE (CM/IN)	108.2/42.6	110.0/43.3	112.2/44.2	114.3/45.0
I FRONT CENTER (CM/IN)	64.0/25.2	65.9/25.9	68.0/26.8	70.2/27.6
J CHAIN STAY LENGTH (CM/IN)	44.4/17.5	44.4/17.5	44.4/17.5	44.4/17.5
K BOTTOM BRACKET DROP (CM/IN)	3.8/1.5	3.8/1.5	3.8/1.5	3.8/1.5
L BOTTOM BRACKET HEIGHT (CM/IN)	33.2/13.1	33.2/13.1	33.2/13.1	33.2/13.1
M FORK RAKE (CM/IN)	4.5/1.8	4.5/1.8	4.5/1.8	4.5/1.8
N TRAIL (CM/IN)	8.3/3.3	8.0/3.1	7.8/3.1	7.7/3.0



SCALPEL 29'ER ALLOY

SMALL	MEDIUM	LARGE	X-LARGE
41.1/16.2	44.5/17.5	48.5/19.1	53.5/21.1
56.9/22.4	59.3/23.3	61.7/24.3	64.1/25.2
53.2/20.9	55.3/21.8	57.8/22.8	60.8/23.9
70.5°	71.0°	71.2°	71.4°
73.9°	73.7°	73.5°	73.3°
73.5/28.9	75.1/29.6	75.3/29.7	76.6/30.2
12.2/4.8	12.2/4.8	12.2/4.8	12.2/4.8
108.2/42.6	110.0/43.3	112.2/44.2	114.3/45.0
64.0/25.2	65.9/25.9	68.0/26.8	70.2/27.6
44.4/17.5	44.4/17.5	44.4/17.5	44.4/17.5
3.8/1.5	3.8/1.5	3.8/1.5	3.8/1.5
33.2/13.1	33.2/13.1	33.2/13.1	33.2/13.1
4.5/1.8	4.5/1.8	4.5/1.8	4.5/1.8
8.3/3.3	8.0/3.1	7.8/3.1	7.7/3.0

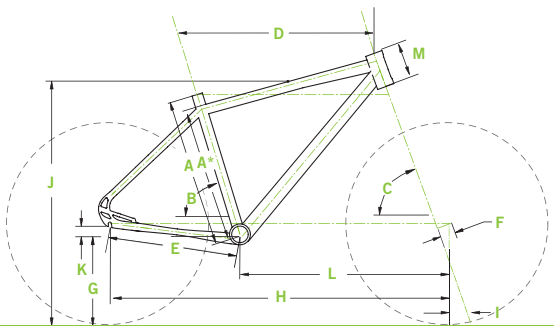


E-SERIES

SPECIFICATIONS	MEN			WOMEN		
	50	55	60	45	50	55
A SEAT TUBE LENGTH	50	55	60	45	50	55
B TOP TUBE HORIZONTAL	57.0	58.4	60.8	56.2	56.8	56
C TOP TUBE ACTUAL	54.7	55.9	58.8	--	--	--
D HEAD TUBE ANGLE	71°	71.5°	72°	71°	71°	71°
E SEAT TUBE ANGLE	74°	73.5°	73°	75°	75°	75°
F STANDOVER	4.5	82.9	85.4	41.1	41.1	41.1
G HEAD TUBE LENGTH	11.4	11.4	11.4	11.4	11.4	11.4
H WHEELBASE	109.3	109.6	111	109.9	110.7	112.1
I FRONT CENTER	63.1	63.4	64.9	63.5	64.4	65.7
J CHAIN STAY LENGTH	47	47.0	47.0	47.0	47.0	47.0
K BOTTOM BRACKET DROP	67	67	67	58	58	58
L BOTTOM BRACKET HEIGHT	28.3	28.3	28.3	29.2	29.2	29.2
M FORK RAKE	45	45	45	45	45	45
N TRAIL	72.9	69.6	66.4	72.9	72.9	72.9
O REACH	36.8	37.8	38.2	38.3	39.4	39.9

QUICK CX SPEED CARBON

SPECIFICATIONS	46	51	57
A SEAT TUBE LENGTH (CM/IN)	46/18.1	51/20.1	57/22.4
B SEAT TUBE ANGLE	74.5°	73°	72.5°
C HEAD TUBE ANGLE	71.5°	72°	72.5°
D HORIZONTAL TOP TUBE LENGTH (CM/IN)	56	58.5	62
E CHAINSTAY LENGTH (CM)	*	*	*
F FORK RAKE (CM)	*	*	*
G BOTTOM BRACKET HEIGHT (CM)	27.4	27.4	27.4
H WHEELBASE (CM)	103.9	104.8	107.5
I FORK TRAIL (CM)	6.2	5.9	5.6
J STANDOVER HEIGHT (CM)	78.7	82.8	87.0
K BOTTOM BRACKET DROP (CM)	7.0	7.0	7.0
L FRONT CENTER (CM)	61.9	62.8	65.4
M HEAD TUBE LENGTH (CM)	16	19	22

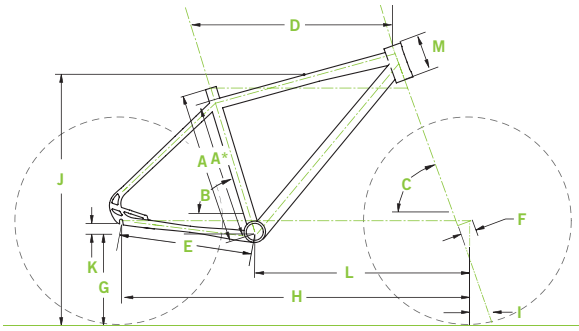


QUICK CX SPEED/QUICK CX SPEED WOMENS

SPECIFICATIONS	MENS				WOMENS		
	48	52	56	60	42	46	52
A MEASURED SIZE (CM/IN)*	44.2/17.4	48.2/19.5	52.2/20.5	56.2/22.1	34.0	38.5	43.0
B SEAT TUBE ANGLE	73.5	73	73	72.5	74.0	74.0	73.5
C HEAD TUBE ANGLE	69	70	70.5	71.5	69.0	69.0	69.0
D HORIZONTAL TOP TUBE LENGTH (CM)	54	56	58	60.5	51.0	52.0	54.0
E CHAIN STAY LENGTH (CM)	45	45	45	45	45.0	45.0	45.0
F FORK RAKE (CM)	4.5	4.5	4.5	4.5	4.5	4.5	4.5
G BOTTOM BRACKET HEIGHT (CM)	28.0	28.0	28.0	28.0	27.3	27.3	27.3
H WHEELBASE (CM)	105.8	106.2	107.5	108.6	103.3	104.7	105.7
I TRAIL (CM)	8.5	7.8	7.5	6.9	8.2	8.2	8.2
J STANDOVER HEIGHT (CM)	77.9	80.0	82.4	85.0	66.5	69.5	72.0
I STANDOVER HEIGHT (CM) HEADSHOK	-	-	-	-	-	-	-
K BOTTOM BRACKET DROP (CM)	6.7	6.7	6.7	6.7	6.6	6.6	6.6
L FRONT CENTER (CM)	61.6	62.1	63.3	64.5	58.7	60.2	61.2
M HEAD TUBE LENGTH (CM)	15	16	17	18	12.0	14.0	16.0
M HEAD TUBE LENGTH (CM) HEADSHOK	-	-	-	-	-	-	-

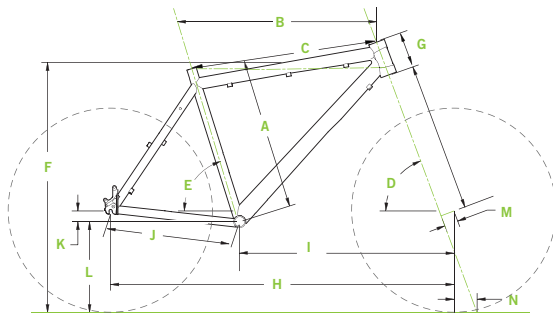
QUICK CX /QUICK CX HEADSHOK

MENS	MIXTE		
	48	53	55
48.2/15.8	44.2/17.4	48.2/19.5	52.2/20.5
44.2/17.4	49.2/19.4	52.2/20.2	
74	73.5	73	73
69	69	70	70.5
69	69	70	70.5
54	55	56.5	58
45	45	45	45
45	45	45	45
4.5	4.5	4.5	4.5
28.0	28.0	28.0	28.0
104.9	105.8	106.2	107.5
8.5	8.5	7.8	7.5
76.1	79.2	82.2	85.0
75.3	77.9	80.0	82.4
6.7	6.7	6.7	6.7
60.7	61.6	62.1	63.3
14	15	16	17
11.4	11.4	11.4	11.4
	11.4	11.4	11.4



TESORO

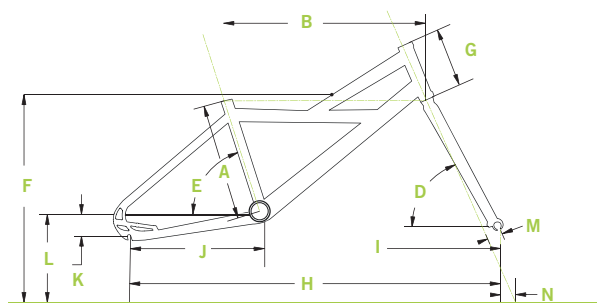
SPECIFICATIONS	MASCULINE				MIXTE		
	48	52	56	60	48	53	52
A Measured Size (cm/in)*	40.2/15.8	44.2/17.4	48.2/19.5	52.2/20.5	44.2/17.4	49.2/19.4	43.0
B Seat Tube Angle	74	73,5	73	73	74	73,5	73.5
C Head Tube Angle	69	69	70	70,5	69	70	69.0
D Horizontal Top Tube Length (cm)	54	55	56,5	58	54,5	56	54.0
E Chain Stay Length (cm)	45	45	45	45	45	45	45.0
F Fork Rake (cm)	4,5	4,5	4,5	4,5	4,5	4,5	4,5
G Bottom Bracket Height (cm)	28,0	28,0	28,0	28,0	28,0	28,0	27.3
H Wheelbase (cm)	104,9	105,8	106,2	107,5	105,7	106,3	105.7
I Trail (cm)	8,5	8,5	7,8	7,5	8,5	7,8	8.2
J Standover Height (cm)	75,3	77,9	80,0	82,4	67,7	69,7	72.0
K Bottom Bracket Drop (cm)	6,7	6,7	6,7	6,7	6,7	6,7	6.6
L Front Center (cm)	60,7	61,6	62,1	63,3	61,6	62,2	61.2



BAD BOY/
BADBOY HEADSHOK

BAD GIRL/
BAD GIRL HEADSHOK

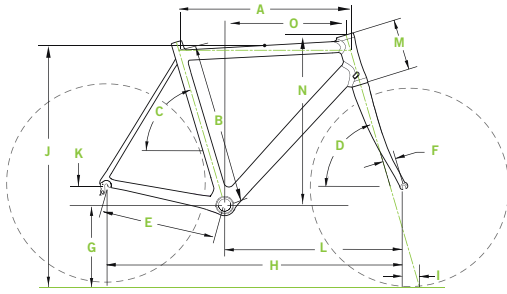
SPECIFICATIONS	SMALL	MEDIUM	LARGE	X-LARGE	SMALL	TALL
	A SEAT TUBE OVERALL LENGTH (CM/IN)	39/15.4	46/18.1	51/20.1	56/22.0	34.0
B TOP TUBE HORIZONTAL (CM)	55	57.5	60	62	52.0	55.5
C TOP TUBE ACTUAL (CM/IN)	52.1/20.5	54.7/21.5	57.3/22.6	59.7/23.5	-	-
D HEAD TUBE ANGLE	70	71	71	71	70.0	71.0
E SEAT TUBE ANGLE	74.5	73.5	73	72.5	74.5	73.5
F STANDOVER HEIGHT (CM)	73.9	78.2	81.4	84.5	62.4	70.9
F STANDOVER HEIGHT (CM) HEADSHOK	77	80.4	82.6	84.7	62.4	70.9
G HEAD TUBE LENGTH (CM)	13	15	17	19	13.0	17.0
G HEAD TUBE LENGTH (CM) HEADSHOK	11.4	11.4	11.4	11.4	11.4	11.4
H WHEELBASE (CM)	104.4	105.8	108.1	109.8	100.9	103.0
I FRONT CENTER (CM)	61.4	62.8	65.1	66.8	59.1	61.1
J CHAIN STAY LENGTH (CM)	43.5	43.5	43.5	43.5	42.4	42.4
K BOTTOM BRACKET DROP (CM)	5.1	5.1	5.1	5.1	6.6	6.6
L BOTTOM BRACKET HEIGHT (CM)	29.5	29.5	29.5	29.5	27.3	27.3
M FORK RAKE (CM)	4.5	4.5	4.5	4.5	4.5	4.5
N TRAIL (CM)	7.8	7.2	7.2	7.2	7.5	6.9



HOOLIGAN

SPECIFICATIONS	ONE SIZE
A SEAT TUBE LENGTH (CM/IN)	35/14.6
B TOP TUBE HORIZONTAL (CM/IN)	58.0
C TOP TUBE ACTUAL (CM/IN)	54.7/21.5
D HEAD TUBE ANGLE (DEGREES)	70
E SEAT TUBE ANGLE (DEGREES)	73
F STANDOVER AT TOP TUBE MIDPOINT (CM/IN)	60
G HEAD TUBE LENGTH (CM/IN)	17.1
H WHEELBASE (CM/IN)	106
I FRONT CENTER (CM/IN)	66.2
J CHAIN STAY LENGTH (CM/IN)	40
K BOTTOM BRACKET DROP (CM/IN)	3.6
L BOTTOM BRACKET HEIGHT (CM/IN)	30.5
M FORK RAKE (CM/IN)	4.5
N TRAIL (CM/IN)	2.6

NOTE: DISTANCE FROM CENTERED BB TO SEAT RAILS AT MAX SEATPOST EXTENSION IS 77CM



SUPERSIX WOMEN'S

SPECIFICATIONS	44	48	51	54
A HORIZONTAL TOP TUBE LENGTH (CM)	50.5	51.5	52.0	53.5
B MEASURED SIZE (CM)*	42	46	49	52
C SEAT TUBE ANGLE (DEGREES)	76	74.5	74.5	73.5
D HEAD TUBE ANGLE (DEGREES)	70.5	72	72.5	73
E CHAIN STAY LENGTH (CM)	40.5	40.5	40.5	40.5
F FORK RAKE (CM)	4.5	4.5	4.5	4.5
G BOTTOM BRACKET HEIGHT (CM)	26.5	26.5	26.5	26.8
H WHEELBASE (CM)	96.3	95.9	96.1	96.3
I TRAIL (CM)	7.2	6.2	5.9	5.6
J STANDOVER AT TOP TUBE MIDPOINT (CM)	71.3	74	76.3	78.9
K BOTTOM BRACKET DROP (CM)	7.2	7.2	7.2	7.2
L FRONT CENTER DISTANCE (CM)	57	56.5	56.7	56.9
M HEAD TUBE LENGTH (CM)	10.5	11	13	15
N STACK (CM)	50.5	51.5	53.5	55.6
O REACH (CM)	36.4	36.9	37.0	37.0

SLICE WOMEN'S

SPECIFICATIONS	47	51	55
WHEEL SIZE	650C	700C	700C
A HORIZONTAL TOP TUBE LENGTH (CM)	49.5	50.5	53.5
B MEASURED SIZE (CM)*	46	50	51.5
C SEAT TUBE ANGLE (DEGREES)	VARIABLE	VARIABLE	VARIABLE
D HEAD TUBE ANGLE (DEGREES)	71	71.5	71.5
E CHAIN STAY LENGTH (CM)	37	40	40
F FORK RAKE (CM)	4	4.5	4.5
G BOTTOM BRACKET HEIGHT (CM)	26.5	26.5	26.5
H WHEELBASE (CM)	92	95.4	98.5
I TRAIL (CM)	6.6	6.5	6.5
J STANDOVER AT TOP TUBE MIDPOINT (CM)	71.9	74.9	76.4
K BOTTOM BRACKET DROP (CM)	5	7.2	7.2
L FRONT CENTER DISTANCE (CM)	55.6	56.5	59.6
M HEAD TUBE LENGTH (CM)	10.3	9	10.5
N STACK (CM)	47.8	49.4	50.9
O REACH (CM)	36.5	37.1	39.8

* THE SLICE SEAT POST HAS TWO POSITIONS FOR MOUNTING THE SADDLE. A FULL RANGE OF ANGLES FROM 73 TO 78 DEGREES IS ACHIEVABLE DEPENDING ON THE RIDER'S PREFERENCE AND/OR THE EVENT.

** STACK IS MEASURED VERTICALLY FROM THE CENTER OF THE BB TO THE TOP OF THE HEAD TUBE. REACH IS MEASURED HORIZONTALLY FROM THE CENTER OF THE BB TO THE TOP OF THE HEAD TUBE IF YOU RIDE A 54 ROAD FRAME. YOU SHOULD CHOOSE A SIZE 54 SLICE FRAME. * THE SLICE SEAT POST HAS TWO POSITIONS FOR MOUNTING THE SADDLE. A FULL RANGE OF ANGLES FROM 73 TO 78 DEGREES IS ACHIEVABLE DEPENDING ON THE RIDER'S PREFERENCE AND/OR THE EVENT.

CAAD10 WOMEN'S

SPECIFICATIONS	44	48	51	54
A HORIZONTAL TOP TUBE LENGTH (CM)	50.5	51.5	52.0	53.5
B MEASURED SIZE (CM)*	42	46	49	52
C SEAT TUBE ANGLE (DEGREES)	76	74.5	74.5	73.5
D HEAD TUBE ANGLE (DEGREES)	70.5	72	72.5	73
E CHAIN STAY LENGTH (CM)	40.5	40.5	40.5	40.5
F FORK RAKE (CM)	4.5	4.5	4.5	4.5
G BOTTOM BRACKET HEIGHT (CM)	26.5	26.5	26.5	26.8
H WHEELBASE (CM)	96.3	95.9	96.1	96.3
I TRAIL (CM)	7.2	6.2	5.9	5.6
J STANDOVER AT TOP TUBE MIDPOINT (CM)	71.3	74	76.3	78.9
K BOTTOM BRACKET DROP (CM)	7.2	7.2	7.2	7.2
L FRONT CENTER DISTANCE (CM)	57	56.5	56.7	56.9
M HEAD TUBE LENGTH (CM)	10.5	11	13	15
N STACK (CM)	50.5	51.5	53.5	55.6
O REACH (CM)	36.4	36.9	37.0	37.0

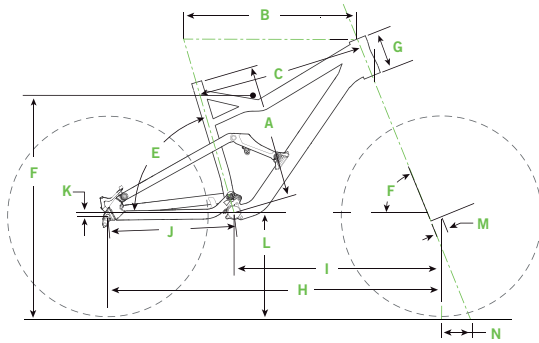
SYNAPSE CARBON WOMEN'S

SPECIFICATIONS	44	48	51	54
A HORIZONTAL TOP TUBE LENGTH (CM)	50	51	52.5	53.5
B MEASURED SIZE (CM)*	38	42	45	49
C SEAT TUBE ANGLE (DEGREES)	76	74.5	74	74
D HEAD TUBE ANGLE (DEGREES)	70.5	71	72	72.5
E CHAIN STAY LENGTH (CM)	41	41	41	41
F FORK RAKE (CM)	5.0	5.0	5.0	5.0
G BOTTOM BRACKET HEIGHT (CM)	26.5	26.5	26.5	26.5
H WHEELBASE (CM)	97.2	97.0	97.5	98.2
I TRAIL (CM)	6.6	6.3	5.7	5.4
J STANDOVER AT TOP TUBE MIDPOINT (CM)	69.8	72.1	74.4	77.0
K BOTTOM BRACKET DROP (CM)	7.2	7.2	7.2	7.2
L FRONT CENTER DISTANCE (CM)	57.3	57.1	57.6	58.3
M HEAD TUBE LENGTH (CM)	12.5	13	14.5	16
N STACK (CM)	52.4	53.0	54.8	56.4
O REACH (CM)	35.3	35.5	36.3	37.1

SYNAPSE ALLOY WOMEN'S

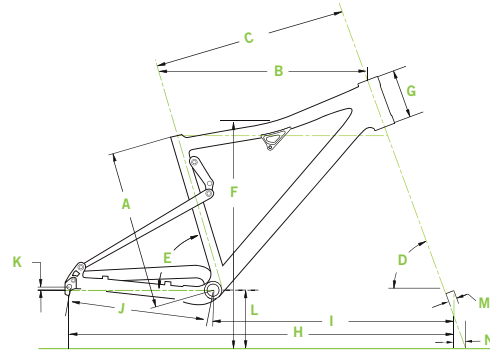
SPECIFICATIONS	44	48	51	54	56
A HORIZONTAL TOP TUBE LENGTH (CM)	50	51	52	53	54.5
B MEASURED SIZE (CM)*	40	44	47	50	52
C SEAT TUBE ANGLE (DEGREES)	76	76	74	74	73.5
D HEAD TUBE ANGLE (DEGREES)	70.5	70.5	72	72	72.5
E CHAIN STAY LENGTH (CM)	41.5	41.5	41.5	41.5	41.5
F FORK RAKE (CM)	50.0	50.0	50.0	50.0	50.0
G BOTTOM BRACKET HEIGHT (CM)	26.5	26.5	26.5	29.5	29.5
H WHEELBASE (CM)	97.7	97.9	98.0	99.3	98.9
I TRAIL (CM)	6.6	6.6	5.7	5.7	5.4
J STANDOVER AT TOP TUBE MIDPOINT (CM)	71.6	73.2	75.6	77.0	79.0
K BOTTOM BRACKET DROP (CM)	72.0	72.0	72.0	69.0	69.0
L FRONT CENTER DISTANCE (CM)	57.3	57.5	57.6	58.8	58.4
M HEAD TUBE LENGTH (CM)	13	13	14.5	16	18.5
N STACK (CM)	52.9	52.9	54.8	56.9	59.2
O REACH (CM)	35.4	36.8	36.4	36.4	36.8

* THE MEASURED SIZE IS FROM THE CENTER OF THE BOTTOM BRACKET TO THE TOP OF THE TOP TUBE, MEASURED ALONG THE SEAT TUBE AXIS.



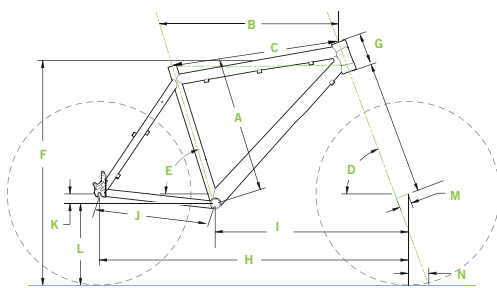
SCARLET

SPECIFICATIONS	PETITE	SMALL	MEDIUM
A SEAT TUBE LENGTH (CM/IN)	40.7/16.0	43.2/17.0	45.7/18.0
B TOP TUBE HORIZONTAL (CM/IN)	54.0/21.3	55.6/21.9	57.2/22.5
C TOP TUBE ACTUAL (CM/IN)	52.1/20.5	53.4/21.0	54.9/21.6
D HEAD TUBE ANGLE	67.6°	67.7°	67.8°
E SEAT TUBE ANGLE EFFECTIVE	73.7°	73.6°	73.6°
F STANDOVER (CM/IN)	71.8/28.3	72.4/28.5	73.0/28.7
G HEAD TUBE LENGTH (CM/IN)	13.4/5.3	13.4/5.3	13.4/5.3
H WHEELBASE (CM/IN)	108.6/42.8	110.0/43.3	113.1/44.5
I FRONT CENTER (CM/IN)	65.8/25.9	67.2/26.5	70.3/27.7
J CHAIN STAY LENGTH (CM/IN)	42.8/16.9	42.8/16.9	42.8/16.9
K BOTTOM BRACKET DROP (CM/IN)	1.2/0.5	1.2/0.5	1.2/0.5
L BOTTOM BRACKET HEIGHT (CM/IN)	35.0/13.8	35.0/13.8	35.0/13.8
M FORK RAKE (CM/IN)	4.0/1.6	4.0/1.6	4.0/1.6
N TRAIL (CM/IN)	9.6/3.8	9.5/3.8	9.5/3.8



LEXI

SPECIFICATIONS	PETITE	SMALL	MEDIUM
A SEAT TUBE LENGTH (CM/IN)	40.6/16.0	43.2/17.0	45.7/18.0
B TOP TUBE HORIZONTAL (CM/IN)	53.0/20.9	56.0/22.0	57.5/22.6
C TOP TUBE ACTUAL (CM/IN)	50.8/20.0	53.5/21.1	55.0/21.7
D HEAD TUBE ANGLE	68.5°	69.0°	69.0°
E SEAT TUBE ANGLE EFFECTIVE	73.5°	73.5°	73.5°
F STANDOVER (CM/IN)	72.9/28.7	73.1/28.8	75.9/29.9
G HEAD TUBE LENGTH (CM/IN)	13.4/5.3	13.4/5.3	13.4/5.3
H WHEELBASE (CM/IN)	105.2/41.4	107.6/42.4	109.1/43.0
I FRONT CENTER (CM/IN)	62.8/24.7	65.2/25.7	66.6/26.2
J CHAIN STAY LENGTH (CM/IN)	42.5/16.7	42.5/16.7	42.5/16.7
K BOTTOM BRACKET DROP (CM/IN)	0.0/0.0	0.0/0.0	0.0/0.0
L BOTTOM BRACKET HEIGHT (CM/IN)	33.0/13.0	33.0/13.0	33.0/13.0
M FORK RAKE (CM/IN)	4.5/1.8	4.5/1.8	4.5/1.8
N TRAIL (CM/IN)	8.2/3.2	7.8/3.1	7.8/3.1



TRAIL SL WOMEN'S

SPECIFICATIONS	PETITE	SMALL	MEDIUM
A SEAT TUBE LENGTH (CM/IN)	35.0/13.8	38.0/15	41.5/16.3
B TOP TUBE HORIZONTAL (CM/IN)	52.0/20.5	55.0/21.7	57.5/22.6
C TOP TUBE ACTUAL (CM/IN)	52.8/20.8	53.9/21.2	55.6/21.9
D HEAD TUBE ANGLE	70.0°	70.0°	70.0°
E SEAT TUBE ANGLE EFFECTIVE	75.0°	75.0°	75.0°
F STANDOVER (CM/IN)	72.9/28.7	74.3/29.3	76.0/29.9
G HEAD TUBE LENGTH (CM/IN)	11.4/4.5	11.4/4.5	11.4/4.5
H WHEELBASE (CM/IN)	103.4/40.7	104.7/41.2	107.3/42.2
I FRONT CENTER (CM/IN)	61.3/24.1	62.6/24.6	65.1/25.6
J CHAIN STAY LENGTH (CM/IN)	42.4/16.7	42.4/16.7	42.4/16.7
K BOTTOM BRACKET DROP (CM/IN)	3.5/1.4	3.5/1.4	3.5/1.4
L BOTTOM BRACKET HEIGHT (CM/IN)	29.0/11.4	29.0/11.4	29.0/11.4
M FORK RAKE (CM/IN)	4.5/1.8	4.5/1.8	4.5/1.8
N TRAIL (CM/IN)	7.0/2.8	7.0/2.8	7.0/2.8

WWW.CANNONDALE.COM

Please visit [cannondale.com](http://www.cannondale.com) to learn more about Cannondale's culture and the 2010 bikes! Specifications subject to change without notice. Please refer to www.cannondale.com for the most recent specifications.

NO WEIGHTS?

Don't believe everything you read. Scales differ, and marketing departments have been known to fib. The best way to compare bike weights is to head to your local bike shop. Grab two comparably spec'd and built bikes, and ask the proprietor for a scale. Hang 'em high, and see who's the lightest.

⚠️ WARNINGS!

Bicycling has risks of serious injury or death that cannot be completely avoided. Risk can be minimized by: Reading and following all warnings and instructions in owner's manuals, owner's manual supplements, always wearing a helmet, practice and step-by-step learning, riding in control and within your capabilities. Catalog text and descriptions are marketing materials, not instructions or guidelines for use!

Visit <http://www.cannondale.com/bikes/tech/safety> for warnings, technical documents, and safety guidelines.

Warning: Reflectors are not a substitute for proper lights. It is your responsibility to equip your bicycle with all state and locally mandated lights. Riding at dawn, at dusk, at night or at other times of poor visibility without a bicycle lighting system which meets local and state laws and without reflectors is dangerous and may result in serious injury or death.

If you ride your bike before dawn or after dusk, your bicycle must be equipped with lights so that you can see the road and avoid road hazards, and so that others can see you. Traffic laws treat bicycles like any other vehicle. That means you must have a white front and a red rear light operating if you are riding after dusk. Your bike dealer can recommend a battery or generator powered lighting system appropriate to your needs. Cannondale also strongly urges you to use a flashing light or strobe. All of us at Cannondale who ride at night or in conditions of lower visibility use flashers. They can save your life!

Please note: Despite our nagging, members of the Liquigas pro road racing team (and other professional sponsored teams) may appear or race without helmets. We don't think it's a good idea, but they are experienced, professional cyclists and they know the risks. They are also adults, so we respect their right to choose. Despite the intransigence of any teams, we strongly advocate the use of helmets on every ride. Wearing a helmet is perhaps your single best defense against a major medical catastrophe while riding, so buckle up!

Warning: FreeRiding is inherently dangerous. Read FreeRide Warning at <http://www.cannondale.com/bikes/tech/safety.html>

Registered Trademarks © of the Cycling Sports Group, Inc.:

Cannondale, the Cannondale "C" logo, the Cannondale train station logo, Daytripper, Claymore, CSGXCHANGE, Feel It, Fatty, Gemini, Jekyll, Lefty, Perp, Prophet, Scalpel, Slice, Velopods, Synapse, System6, Systemsix, Hooligan, Felicity, SIMON, ELO, Scarlet, SuperSix, Rize.

Trademarks ™ of the Cannondale Bicycle Corporation:

BB30, CAAD (Cannondale Advanced Aluminum Design), Capo, HeadShok, Hi-MOD, Hollowgram, Just for Women, Optimo, PowerPyramid, Quick, Q-Lab, RZ, S.A.V.E., Si, System Integration, BallisTec Carbon, SmartFormed Alloy, ECS-TC (Enhanced Center-Stiffness, Torsion Control) System, Zero Pivot, Lexi.


Liquigas is a registered trademark and used with their permission. FOX, FOX Racing Shox and Dyad RT2 are registered trademarks of FOX Factory Inc. and are used with their permission. Solo Air, RockShok, XLoc and PopTop are registered trademarks of SRAM and are used with their permission. X-12 is a trademark of Syntace GmbH and is used with their permission. EVO is a trademark of Aprebic Industry Co. Ltd. and used under license.

Cannondale supports pro teams. We are grateful for the past and/or current support of: FSA, Mavic, SRAM, Lotto, Rudy Project, MeT, Nalini, Sidi, fi'zi-k, SRM, Speedplay, Schwalbe

Elite, Sci Con, Crankbrothers, Avid, Cyclocrossworld.com, Zipp, Grip Grab, Campagnolo. Branding from these partners, based on sponsor agreements may be seen on photos in this catalog. Individual athletes may display other sponsored brands, based upon their own sponsorship agreements with those brands. Cannondale® frames and HeadShok™ forks are covered by one or more of the following U.S. Patents:

4,808,147 5,020,819 5,201,537 5,249,818 5,308,099 5,320,374 5,449,155 5,494,302 5,509,674
5,634,653 5,702,092 5,924,714 6,007,056 6,145,862 6,155,541 6,896,006 7,140,628 7,217,037

other U.S. patents pending. Call 0041 61 487 93 80 for more information. www.cannondale.com



CANNONDALE EUROPE
 © 2011 CANNONDALE BICYCLE CORPORATION
 WWW.CANNONDALE.COM

cannondale

1278.10



CSG
 CYCLING SPORTS GROUP

CYCLING SPORTS GROUP™ POSTBUS 5100 HANZEPOORT 27 7570 GC OLDENZAAL, NL CANNONDALEINFO@CYCLINGSPORTSGROUP.COM

DOREL